



NORTH STAR

WINDOWS & DOORS®

ARCHITECTURAL

MANUAL



Table of Contents

Industry Partners	2
Environmental Commitments	3
Product Offering – 1000 Series Windows	4–61
1071 Picture Window (No Sash)	4-5
1071 Architectural Shaped Windows	6-9
1072 Picture Window (With Sash)	10-11
1171 Casement Window	12-13
1173 Awning Window	14-15
1271 Double Hung Tilt Window	16-17
1272 Double Slider Tilt Window	18-19
1273 Double Slider Liftout Window	20-21
1371 Single Hung Tilt Window	22-24
1372 Single Slider Liftout Window	25-26
1374 3-Lite (End Vent) Single Slider Liftout Window	27-28
1377 Picture Window (Singles Frame)	29-30
Bay and Bow Windows	31-39
Maximum and Minimum Window Sizes	40-41
Window Egress	42-43
Mullion Details	44-60
Patio Door Products	62-77
Patio Door Transoms	67
Product Features and Options	74
Glazing	76-83
Architectural Grilles	85
Accessory Components	89-105
Brickmolds	89
Jamb Extensions	98
Wood Casings	102
Installation Details	104-112
Energy Star/Energy Ratings	113-138
Architectural Services Division	139
Glossary of Terms	141




Why We Are the Best

North Star has earned a reputation for manufacturing and distributing attractive, high-quality, energy efficient vinyl windows and doors.

North Star's manufacturing system ensures all our vinyl windows and doors are built to meet or exceed industry standards. Our products are tested and certified by Canadian Standards Association and comply with American Architectural Manufacturers Association (AAMA) standards. We're so confident in our windows and doors that we back them with a transferable, limited lifetime warranty.

When you buy North Star products, you know you're getting the best quality and value for your investment.

The strong relationship we have with our various manufacturing partners has helped us maintain our reputation for leadership, innovation and the production of windows and doors of impeccable quality.



Committed to Green

At North Star, we care about the environment inside your home and outside it as well. We're constantly striving to save energy and eliminate waste throughout our EnviroMade™ production process in order to ensure a greener future for everyone.

Recycling excess materials

- **PVC** – All excess PVC scrap is recycled to make products such as vinyl fence and decking.
- **Cardboard** – Excess cardboard is recycled into products such as cellulose insulation.
- **Glass** – Scrap glass is recycled to use in road resurfacing.
- **Scrap metal** – Excess scrap metal is reused by scrap-metal recyclers.

Reducing energy consumption

- **Water** – Water from our glass-washing equipment is filtered for re-use.
- **Engine oil** – Used engine oil from our truck fleet is collected and re-refined to make various oil products.
- **Heat** – Heat that is generated from our equipment is re-directed into our plant to reduce overall energy costs.
- **Lighting** – Our entire plant's lighting system uses energy efficient lights to reduce overall energy consumption.

North Star is committed to a greener future, not only in the energy efficient products we make, but also in how we make them.





1071 Picture Window (No Sash)

SPECIFICATIONS

Frame

Combined frame and stop profiles are extruded by North Star Windows from virgin PVC powder material. Frames are multi-chamber design for strength and energy efficiency. Frame is fusion welded ensuring a water and airtight seal as well as maximum strength and squareness. Frames are a full 3 1/4" depth.

Insulated Glass

Double or triple insulating glass with Edgetech silicone foam low conductive S-Class Super Spacer®. Pilkington Energy Advantage™ Low E (hard coat) glass is standard. Cardinal LoE³-366® (soft coat) glass is optional as well as Pilkington Activ™ Self-Cleaning glass. Laminated glass is available consisting of 3mm glass, 3/8" airspace and two 3mm glass panes with a .030" clear interior membrane in-between. Heavy inert argon or krypton gas is optional for the air space between the glass panes.

Glazing

Insert neoprene setting blocks around perimeter of frame with application of silicone toe bead sealant to interior glazing cavity to stabilize glass movement. Furnish laid in insulated glass from interior side of frame against flexible vinyl fin weather-strip co-extruded to exterior edge of frame. Install architectural profiled interior glazing stops with flexible co-extruded vinyl fin weather-strip against interior glass face.

Weather-Stripping

Profiled exterior frame edge and profiled interior glass stop have co-extruded flexible vinyl fin weather-strip which seals against exterior and interior glass faces.

Exterior and Interior Finishes

North Star standard vinyl extrusion has a clean, bright, white smooth finish. Nine North Star exterior textured color finishes (Ivory, Chestnut brown, Cocoa, Hickory, Sandalwood, Sable, Espresso, Midnight Black and Anthracite Grey) and four interior wood grains (Kolonial Oak, Stainable/Paintable Pine, Light Oak, and Walnut) are optional. Exterior color and interior wood grain are applied PVC laminate film with an acrylic overlay for exceptional UV protection. Exterior laminate is 200µm (microns) thick.

Special Options: Espresso, Midnight Black and Hickory can be applied on the interior as well as the exterior for this window type.

Grilles

Windows may be enhanced with North Star 5/16" narrow and 5/8" wide flat rectangular or 5/8" wide contoured grilles between the glass panes. 5/16" narrow grilles are available in white, pewter and brass. A combination of white or wood grain interior and colored exterior is optional for 5/8" wide flat grilles. 5/8" wide flat grilles are available in pewter, white or black on all sides. Contoured 3/4" wide grilles are optional in white or white/colored exterior.

Divided Lites

Classic simulated divided lites (SDL) are also available. SDL grilles are available in 7/8" and 2" widths. Standard SDL comes without airspace grille. Optional 1/4" X 5/16" pewter airspace grilles are available on double glazed units only. SDL grille bars are permanently applied to the interior and exterior glass surface.

Accessories

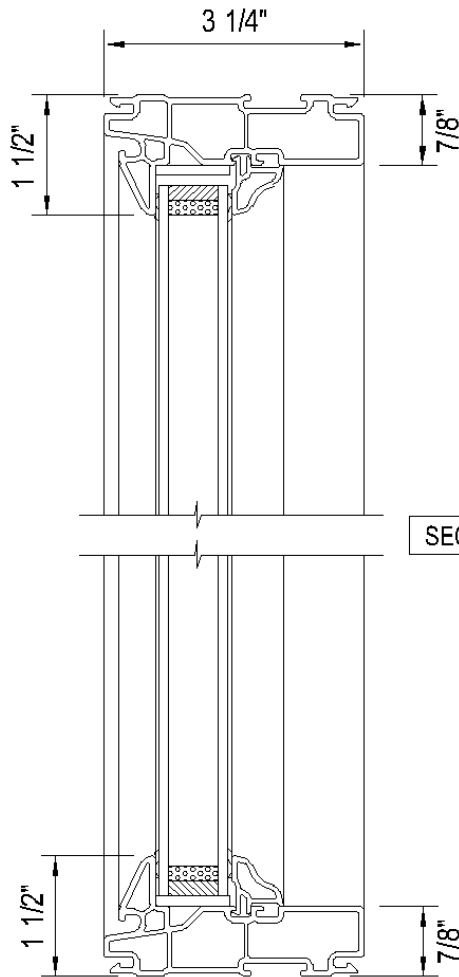
North Star offers a variety of vinyl accessories such as nailing fin, brick molds, drywall/wood return, couplers and jamb extensions.

Standards

North Star windows have been tested by an independent laboratory for air, water, structural and thermal performance requirements.

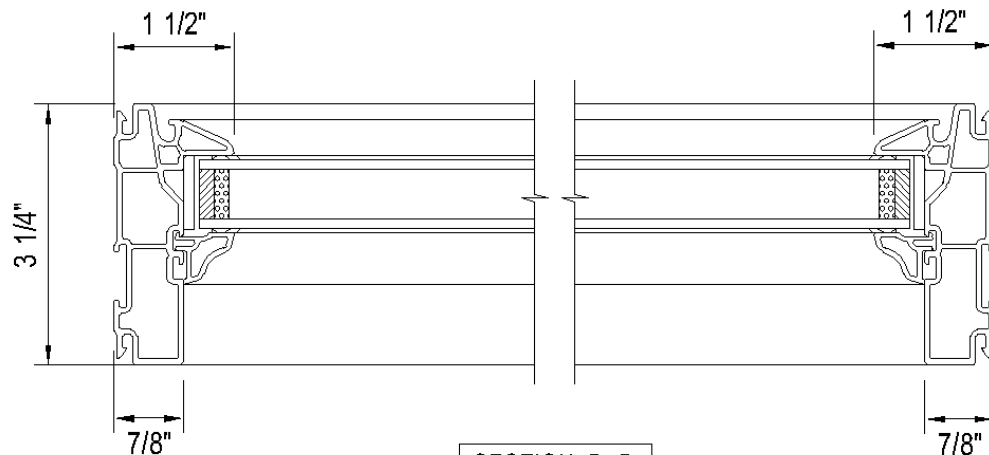
1071 Picture Window (No Sash) Details

HEAD DETAIL



SECTION A-A

SILL DETAIL



SECTION B-B

JAMB DETAIL

JAMB DETAIL

CAN/CSA A440-00

Air: (A) Fixed Rating

Water: B7

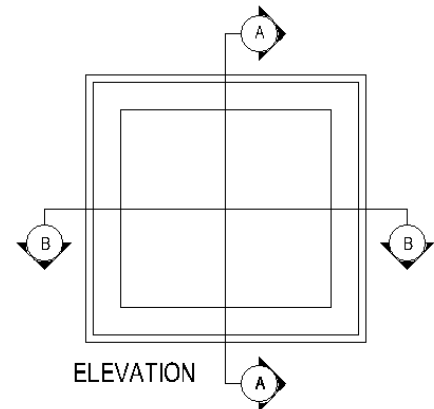
Structural: C5

Forced Entry: N/A

DP Rating: CW-PG70-FW

Water Resistance (psf): 730 (15.0)

Air Infiltration/Exfiltration: Fixed



ELEVATION

1071 Architectural Shaped Window

SPECIFICATIONS

Frame

Combined frame and stop profiles are extruded by North Star Windows from virgin PVC powder material. Frames are multi-chamber design for strength and energy efficiency. Frame is fusion welded ensuring a water and airtight seal as well as maximum strength and squareness. Frames are a full 3 1/4" depth.

Insulated Glass

Double or triple insulating glass with Edgetech silicone foam low conductive S-Class Super Spacer®. Pilkington Energy Advantage™ Low E (hard coat) glass is standard. Cardinal LoE³-366® (soft coat) glass is optional as well as Pilkington Activ™ Self-Cleaning glass. Laminated glass is available consisting of 3mm glass, 3/8" airspace and two 3mm glass panes with a .030" clear interior membrane in-between. Heavy inert argon or krypton gas is optional for the air space between the glass panes.

Glazing

Insert neoprene setting blocks around perimeter of frame with application of silicone toe bead sealant to interior glazing cavity to stabilize glass movement. Furnish laid in insulated glass from interior side of frame against flexible vinyl fin weather-strip co-extruded to exterior edge of frame. Install architectural profiled interior glazing stops with flexible co-extruded vinyl fin weather-strip against interior glass face.

Weather-Stripping

Profiled exterior frame edge and profiled interior glass stop have co-extruded flexible vinyl fin weather-strip which seals against exterior and interior glass faces.

Exterior and Interior Finishes

North Star standard vinyl extrusion has a clean, bright, white smooth finish. Nine North Star exterior textured color finishes (Ivory, chestnut brown, Cocoa, Hickory, Sandalwood, Sable, Espresso, Midnight Black and Anthracite Grey) and four interior wood grains (Kolonial Oak, Stainable/Paintable Pine, Light Oak, and Walnut) are optional. Exterior color and interior wood grain are applied PVC laminate film with an acrylic overlay for exceptional UV protection. Exterior laminate is 200µm (microns) thick. Special Options: Espresso, Midnight Black and Hickory can be applied on the interior as well as the exterior for this window type.

Grilles

Windows may be enhanced with North Star 5/16" narrow and 5/8" wide flat rectangular or 5/8" wide contoured grilles between the glass panes. 5/16" narrow grilles are available in white, pewter and brass. A combination of white or wood grain interior and colored exterior is optional for 5/8" wide flat grilles. 5/8" wide flat grilles are available in pewter, white or black on all sides. Contoured 3/4" wide grilles are optional in white or white/colored exterior.

Divided Lites

Classic simulated divided lites (SDL) are also available. SDL grilles are available in 7/8" and 2" widths. Standard SDL comes without airspace grille. Optional 1/4" X 5/16" pewter airspace grilles are available on double glazed units only. SDL grille bars are permanently applied to the interior and exterior glass surface.

Accessories

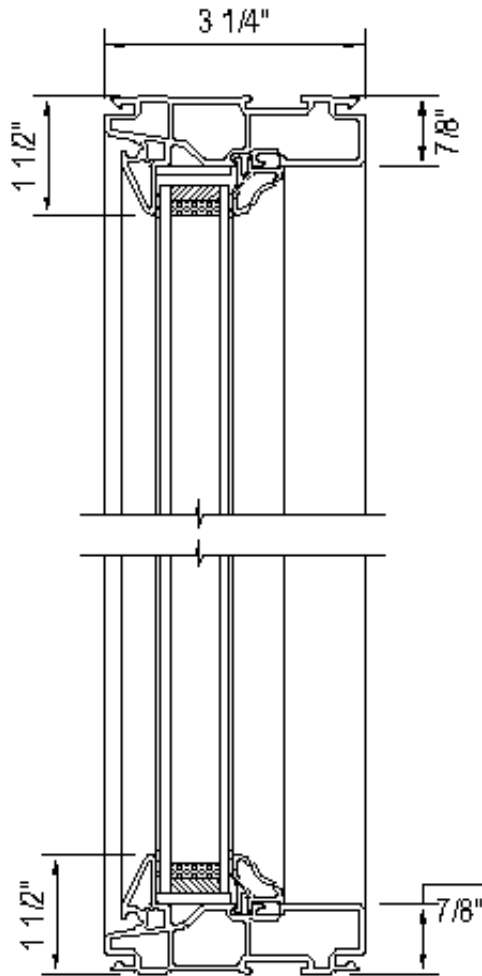
North Star offers a variety of vinyl accessories such as nailing fin, brick molds, drywall/wood return, couplers and jamb extensions.

Standards

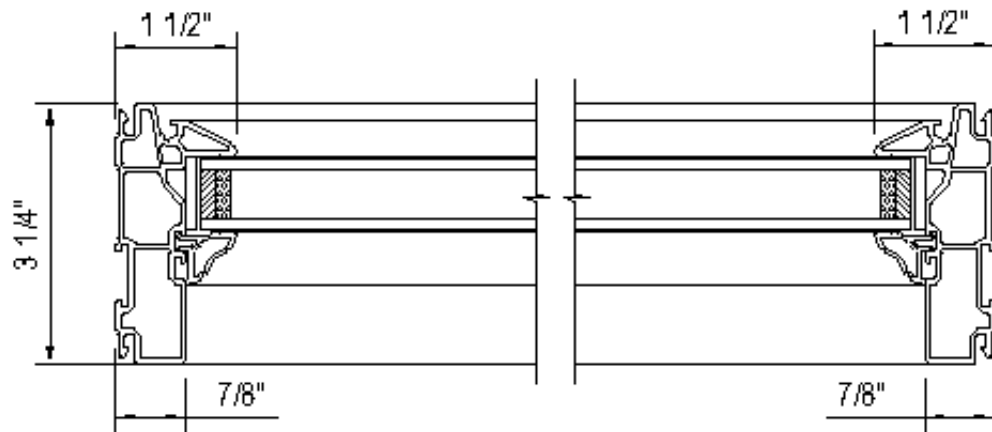
North Star windows have been tested by an independent laboratory for air, water, structural and thermal performance requirements.

1071 Architectural Shaped Windows

HEAD DETAIL



SILL DETAIL



JAMB DETAIL

JAMB DETAIL

CAN/CSA A440-00

Air: (A) Fixed Rating

Water: B7

Structural: C5

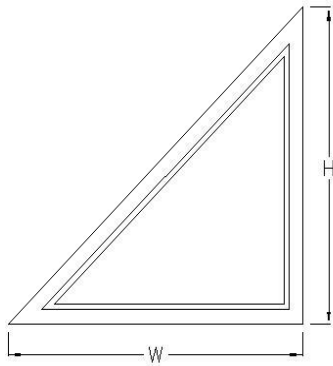
Forced Entry: N/A

DP Rating: CW-PG70-FW

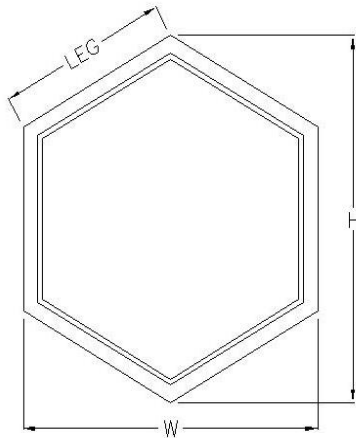
Water Resistance (psf): 730 (15.0)

Air Infiltration/Exfiltration: Fixed

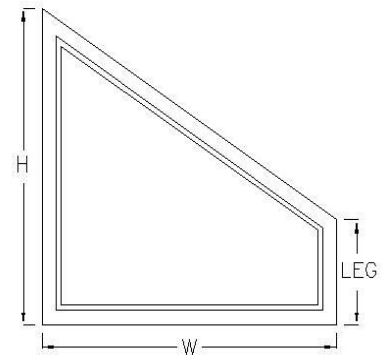
Non-Bent Geometric Shapes



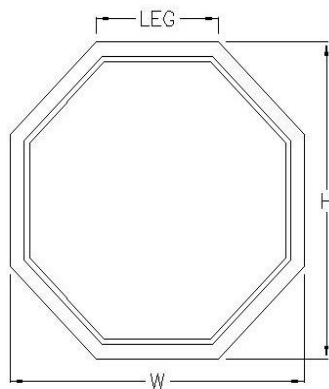
TRIANGLE
MODEL #1030



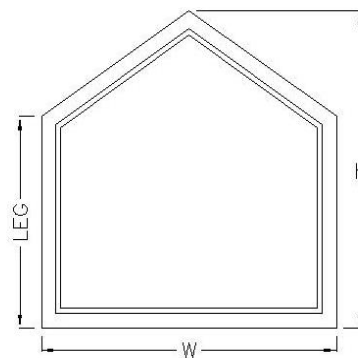
HEXAGON
MODEL #1031



TRAPEZOID
MODEL #1032

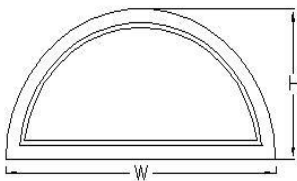


OCTAGON
MODEL #1033

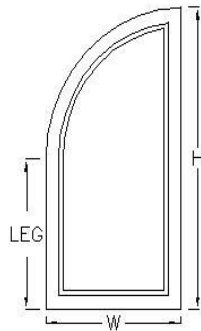


PENTAGON
MODEL #1034

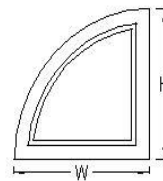
Bent Geometric Shapes




HALF ARCH
MODEL #1023



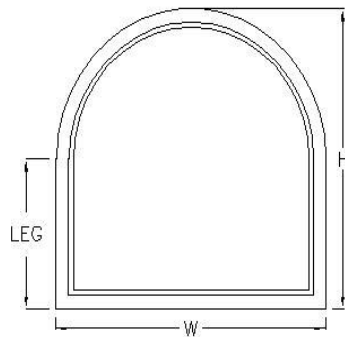
EXTENDED QUARTER ARCH
MODEL #1028B



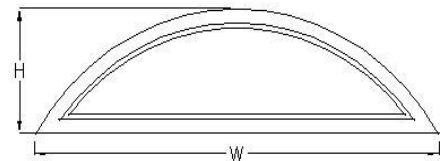
QUARTER ARCH
MODEL #1027



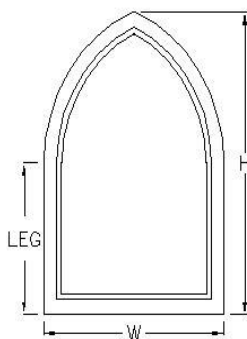
FULL CIRCLE
MODEL #1024



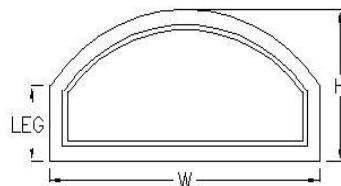
EXTENDED ARCH
MODEL #1028



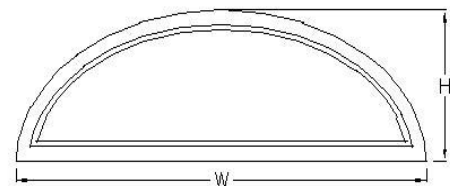
CORD/EYEBROW
MODEL #1025



CATHEDRAL
MODEL #1029



ELIPSE TOP
MODEL #1026



TRUE ELIPSE
MODEL #1037

1072 Picture Window (With Sash)

SPECIFICATIONS

Frame

Combined frame and sash profiles are extruded by North Star Windows from virgin PVC powder material. Frames are multi-chamber design for strength and energy efficiency. Frame is fusion welded ensuring a water and airtight seal as well as maximum strength and squareness. Frames are a full 3 ¼" depth.

Insulated Glass

Double or triple insulating glass with Edgetech silicone foam low conductive S-Class Super Spacer®.

Pilkington Energy Advantage™ Low E (hard coat) glass is standard. Cardinal LoE3-366® (soft coat) glass is optional as well as Pilkington Activ™ Self-Cleaning glass. Laminated glass is available consisting of 3mm glass, 3/8" airspace and two 3mm glass panes with a .030" clear interior membrane in-between. Heavy inert argon or krypton gas is optional for the air space between the glass panes.

Glazing

Insert neoprene setting blocks around perimeter of sash with application of silicone toe bead sealant to interior glazing cavity to stabilize glass movement. Furnish laid in insulated glass from interior side of sash against flexible vinyl fin weather-strip co-extruded to exterior edge of sash. Install architectural profiled interior glazing stops with flexible co-extruded vinyl fin weather-strip against interior glass face.

Weather-Stripping

Profiled exterior sash edge and profiled interior glass stop have co-extruded flexible vinyl fin weather-strip which seals against exterior and interior glass faces.

Exterior and Interior Finishes

North Star standard vinyl extrusion has a clean, bright, white smooth finish. Nine North Star exterior textured color finishes (Ivory, chestnut brown, Cocoa, Hickory, Sandalwood, Sable, Espresso, Midnight Black and Anthracite Grey) and four interior wood grains (Kolonial Oak, Stainable/Paintable Pine, Light Oak, and Walnut) are optional. Exterior color and interior wood grain are applied PVC laminate film with an acrylic overlay for exceptional UV protection. Exterior laminate is 200µm (microns) thick.

Special Options: Espresso, Midnight Black and Hickory can be applied on the interior as well as the exterior for this window type.

Grilles

Windows may be enhanced with North Star 5/16" narrow and 5/8" wide flat rectangular or 5/8" wide contoured grilles between the glass panes. 5/16" narrow grilles are available in white, pewter and brass. A combination of white or wood grain interior and colored exterior is optional for 5/8" wide flat grilles. 5/8" wide flat grilles are available in pewter, white or black on all sides. Contoured 3/4" wide grilles are optional in white or white/colored exterior.

Divided Lites

Classic simulated divided lites (SDL) are also available on casement, awning, picture window and North Star Patio Doors. SDL grilles are available in 7/8" and 2" widths. Standard SDL comes without airspace grille. Optional 1/4" X 5/16" pewter airspace grilles are available on double glazed units only. SDL grille bars are permanently applied to the interior and exterior glass surface.

Accessories

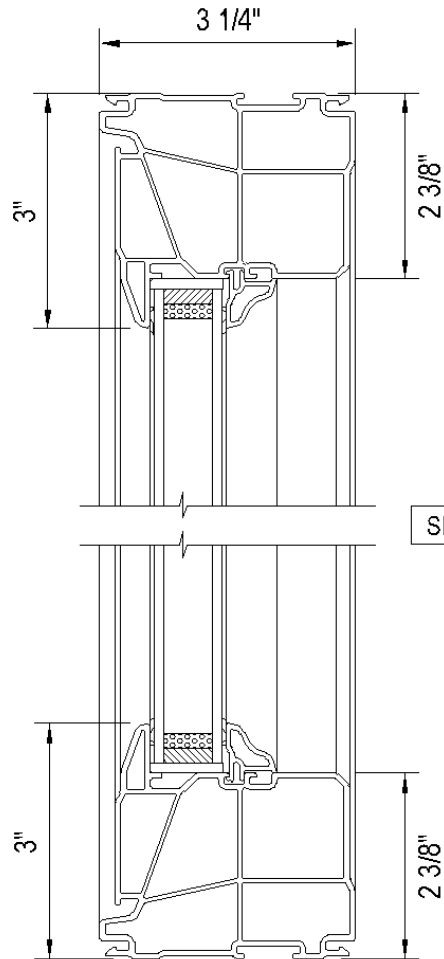
North Star offers a variety of vinyl accessories such as nailing fin, brick molds, drywall/wood return, couplers and jamb extensions.

Standards

North Star windows have been tested by an independent laboratory for air, water, structural and thermal performance requirements.

1072 Picture Window (With Sash) Details

HEAD DETAIL



SECTION A - A

SILL DETAIL

CAN/CSA A440-00

Air: (A) Fixed Rating

Water: B7

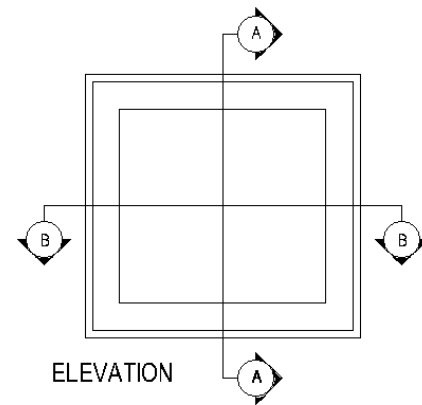
Structural: C5

Forced Entry: N/A

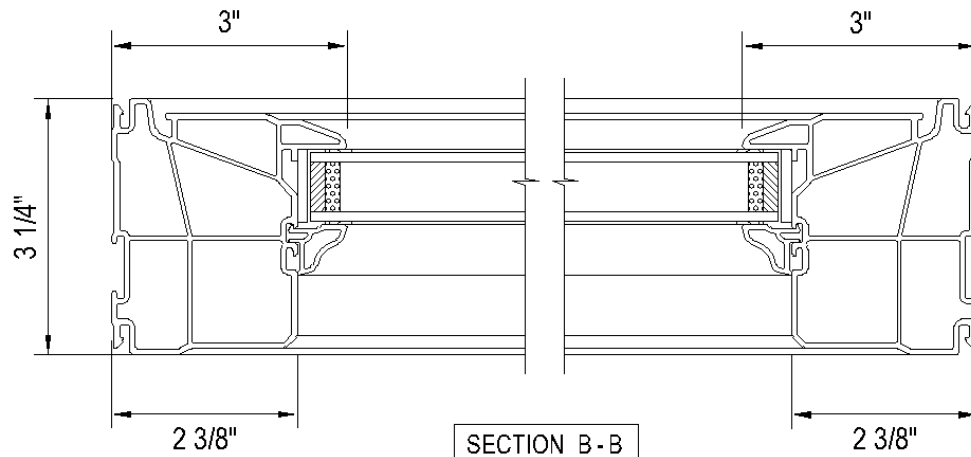
DP Rating: CW-PG100-FW

Water Resistance (psf): 730 (15.0)

Air Infiltration/Exfiltration: Fixed



ELEVATION



SECTION B - B

JAMB DETAIL

JAMB DETAIL

1171 Casement Window

SPECIFICATIONS

Frame and Sash

All frame and sash profiles are extruded by North Star Windows from virgin PVC powder material. Frames and sash are multi-chamber design for strength and energy efficiency. Frames and sash are fusion welded ensuring a water and airtight seal as well as maximum strength and squareness. Frames are a full 3 ¼" depth.

Insulated Glass

Double or triple insulating glass with Edgetech silicone foam low conductive S-Class Super Spacer®. Pilkington Energy Advantage™ Low E (hard coat) glass is standard. Cardinal LoE³-366® (soft coat) glass is optional as well as Pilkington Activ™ Self-Cleaning glass. Laminated glass is available consisting of 3mm glass, 3/8" airspace and two 3mm glass panes with a .030" clear interior membrane in-between. Heavy inert argon or krypton gas is optional for the air space between the glass panes.

Glazing

Neoprene setting blocks are placed around glass in sash in diagonal pattern with silicone toe bead sealant to interior glazing cavity to stabilize glass movement. Furnish laid in insulated glass from interior side of sash against flexible fin weather strip extruded to exterior edge of sash. Install architectural profiled interior glazing stops with soft flexible fin weather-strip against interior glass face.

Triple Weather-Stripping

Two flexible dual durometer bulb type compression gaskets are located around perimeter of window frame to ensure air and water tight seal and maximum energy efficiency. One water repellant pile weather-strip with stiff fin type vapor barrier is located around perimeter of sash increasing energy efficiency and reducing dust and dirt from accumulating around sash cavity.

Hardware

Truth Maxim hardware has concealed hinges and heavy-duty roto gear operator which allow sash to open to 90° for ease of cleaning. The roto gear operator will hold the sash at any position. Sash lock pulls weather-stripped sash against dual compression bulb weather gasket on frame. Concealed multipoint sash locks are standard on units taller than 22" in height. All steel components have Truth E-Gard™ coating for superior corrosion protection. Snubber hardware on the frame and sash ensure compression of the bulb weather-strip opposite to the lock side.

Egress

Consult local building codes to verify that the window ordered meets or exceeds egress requirements for your area. Special egress hardware is available for casement windows that enable narrow sizes to meet egress codes.

Hardware Options

Standard Truth Maxim roto gear operator and sash locks are standard in white with contour handle. Truth Encore folding handle with roto gear nesting cover is available in white, Black, brushed antique chrome, satin nickel and oil rubbed bronze finish.

Note: Limit sash opening hardware, safeguard casement window, or opening control devices are available.

Screen

North Star Heavy Duty EZ-Screens are roll formed from heavy duty .025" thick aluminum coil flatstock and screened with anti-glare fiberglass cloth. Screen frame has spring loaded corner keys for easy removal and installation of screen. Standard screens are painted white or black. Additional option: laminated screen frames with mitered corners that include spring loaded corner keys for easy removal and installation are available in North Star interior/ exterior colors.

Exterior and Interior Finishes

North Star standard vinyl extrusion has a clean, bright, white smooth finish. Nine North Star exterior textured color finishes (Ivory, chestnut brown, Cocoa, Hickory, Sandalwood, Sable, Espresso, Midnight Black and Anthracite Grey) and four interior wood grains (Kolonial Oak, Stainable/Paintable Pine, Light Oak, and Walnut) are optional. Exterior color and interior wood grain are applied PVC laminate film with an acrylic overlay for exceptional UV protection. Exterior laminate is 200µm (microns) thick.

Special Options: Espresso, Midnight Black and Hickory can be applied on the interior as well as the exterior for this window type.

Grilles

Windows may be enhanced with North Star 5/16" narrow and 5/8" wide flat rectangular or 5/8" wide contoured grilles between the glass panes. 5/16" narrow grilles are available in white, pewter and brass. A combination of white or wood grain interior and colored exterior is optional for 5/8" wide flat grilles. 5/8" wide flat grilles are available in pewter, white or black on all sides. Contoured 3/4" wide grilles are optional in white or white/colored exterior.

Divided Lites

Classic simulated divided lites (SDL) are also available. SDL grilles are available in 7/8" and 2" widths. Standard SDL comes without airspace grille. Optional 1/4" X 5/16" pewter airspace grilles are available on double glazed units only. SDL grille bars are permanently applied to the interior and exterior glass surface.

Accessories

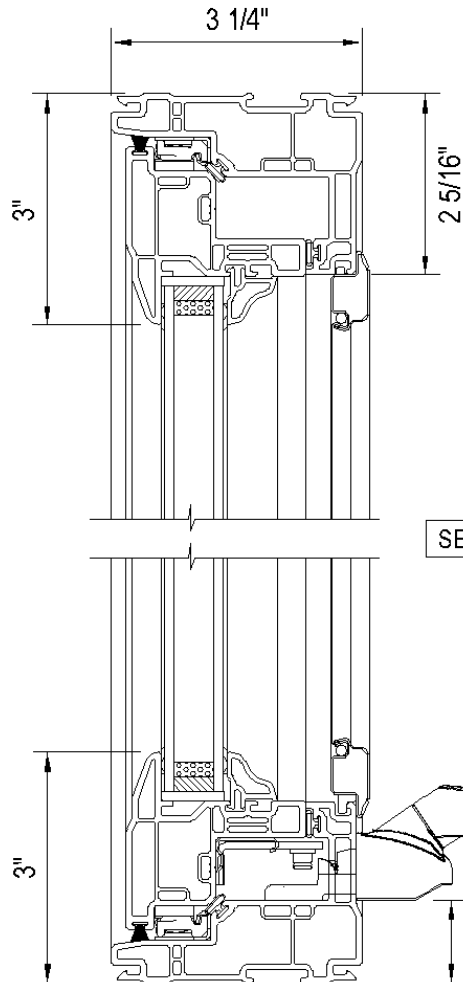
North Star offers a variety of vinyl accessories such as nailing fin, brick molds, drywall/wood return, couplers and jamb extensions.

Standards

North Star windows have been tested by an independent laboratory for air, water, structural and thermal performance requirements.

1171 Casement Window Details

HEAD DETAIL



SECTION A-A

CAN/CSA A440-00

Air: A3

Water: B7

Structural: C4

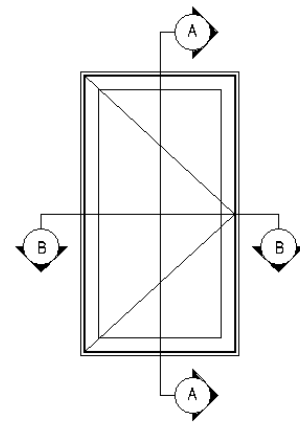
Screen: S2

Forced Entry: F20

DP Rating: R-PG65-C

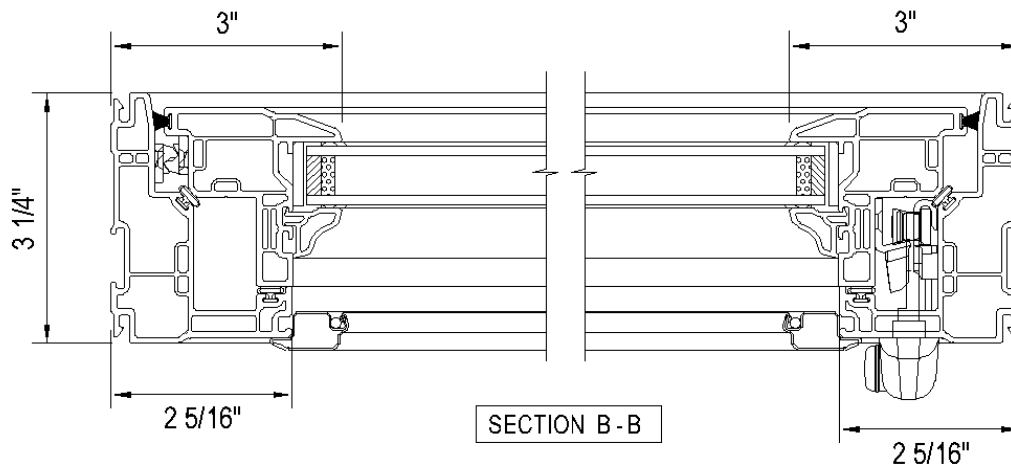
Water Resistance (psf): 730 (15.0)

Air Infiltration/Exfiltration: A3



ELEVATION
EXTERIOR VIEW - RIGHT HAND HINGE

SILL DETAIL



SECTION B-B

JAMB DETAIL

JAMB DETAIL

1173 Awning Window

SPECIFICATIONS

Frame and Sash

All frame and sash profiles are extruded by North Star Windows from virgin PVC powder material. Frames and sash are multi-chamber design for strength and energy efficiency. Frames and sash are fusion welded ensuring a water and airtight seal as well as maximum strength and squareness. Frames are a full 3 1/4" depth.

Insulated Glass

Double or triple insulating glass with Edgetech silicone foam low conductive S-Class Super Spacer®. Pilkington Energy Advantage™ Low E (hard coat) glass is standard. Cardinal LoE³-366® (soft coat) glass is optional as well as Pilkington Activ™ Self-Cleaning glass. Laminated glass is available consisting of 3mm glass, 3/8" airspace and two 3mm glass panes with a .030" clear interior membrane in-between. Heavy inert argon or krypton gas is optional for the air space between the glass panes.

Glazing

Neoprene setting blocks are placed around glass in sash in diagonal pattern with silicone toe bead sealant to interior glazing cavity to stabilize glass movement. Furnish laid in insulated glass from interior side of sash against flexible fin weather strip extruded to exterior edge of sash. Install architectural profiled interior glazing stops with soft flexible fin weather-strip against interior glass face.

Triple Weather-Stripping

Two flexible dual durometer bulb type compression gaskets are located around perimeter of window frame to ensure air and water tight seal and maximum energy efficiency. One water repellant pile weather-strip with stiff fin type vapor barrier is located around perimeter of sash increasing energy efficiency and reducing dust and dirt from accumulating around sash cavity.

Hardware

Truth Maxim hardware has concealed scissor hinges and heavy-duty roto gear operator. The roto gear operator will hold the sash at any position. Sash lock pulls weather-stripped sash against dual compression bulb weather-strips on frame. Dual sash locks located on window jamb. All steel components have Truth E-Gard™ coating for superior corrosion protection. Snubber hardware on windows 42" wide and over is applied to the frame and sash at head of window to ensure compression of the bulb weather-strip opposite to sill hardware.

Hardware Options

Standard Truth Maxim roto gear operator and sash locks are standard in white with contour handle. Truth Encore folding handle with roto gear nesting cover is available in white, Black, brushed antique chrome, satin nickel and oil rubbed bronze finish.

Screen

North Star Heavy Duty EZ-Screens are roll formed from heavy duty .025" thick aluminum coil flatstock and screened with anti-glare fiberglass cloth. Screen frame has spring loaded corner keys for easy removal and installation of screen. Standard screens are painted white or black. Additional option: laminated screen frames with mitered corners that include spring loaded corner keys for easy removal and installation are available in North Star interior/exterior colors.

Exterior and Interior Finishes

North Star standard vinyl extrusion has a clean, bright, white smooth finish. Nine North Star exterior textured color finishes (Ivory, chestnut brown, Cocoa, Hickory, Sandalwood, Sable, Espresso, Midnight Black and Anthracite Grey) and four interior wood grains (Kolonial Oak, Stainable/Paintable Pine, Light Oak, and Walnut) are optional. Exterior color and interior wood grain are applied PVC laminate film with an acrylic overlay for exceptional UV protection. Exterior laminate is 200µm (microns) thick.

Special Options: Espresso, Midnight Black and Hickory can be applied on the interior as well as the exterior for this window type.

Grilles

Windows may be enhanced with North Star 5/16" narrow and 5/8" wide flat rectangular or 5/8" wide contoured grilles between the glass panes. 5/16" narrow grilles are available in white, pewter and brass. A combination of white or wood grain interior and colored exterior is optional for 5/8" wide flat grilles. 5/8" wide flat grilles are available in pewter, white or black on all sides. Contoured 3/4" wide grilles are optional in white or white/colored exterior.

Divided Lites

Classic simulated divided lites (SDL) are also available. SDL grilles are available in 7/8" and 2" widths. Standard SDL comes without airspace grille. Optional 1/4" X 5/16" pewter airspace grilles are available on double glazed units only. SDL grille bars are permanently applied to the interior and exterior glass surface.

Accessories

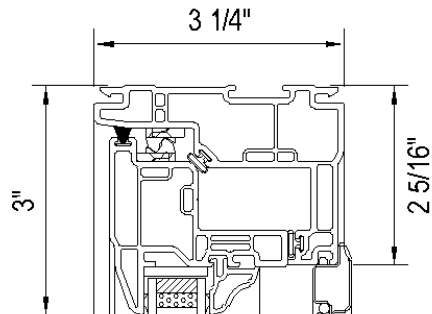
North Star offers a variety of vinyl accessories such as nailing fin, brick molds, drywall/wood return, couplers and jamb extensions.

Standards

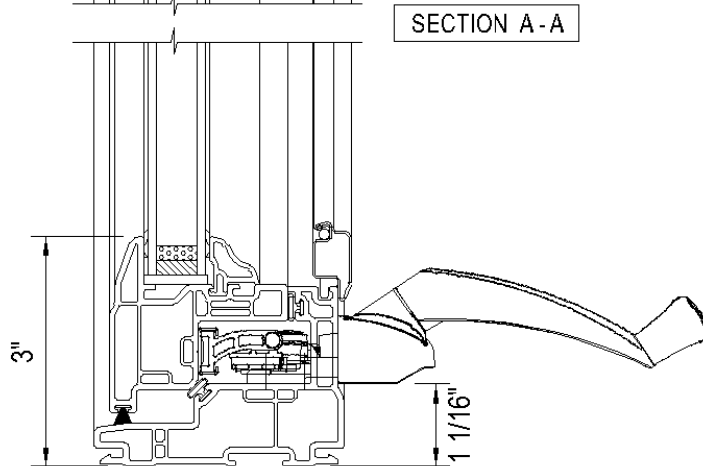
North Star windows have been tested by an independent laboratory for air, water, structural and thermal performance requirements.

1173 Awning Window Details

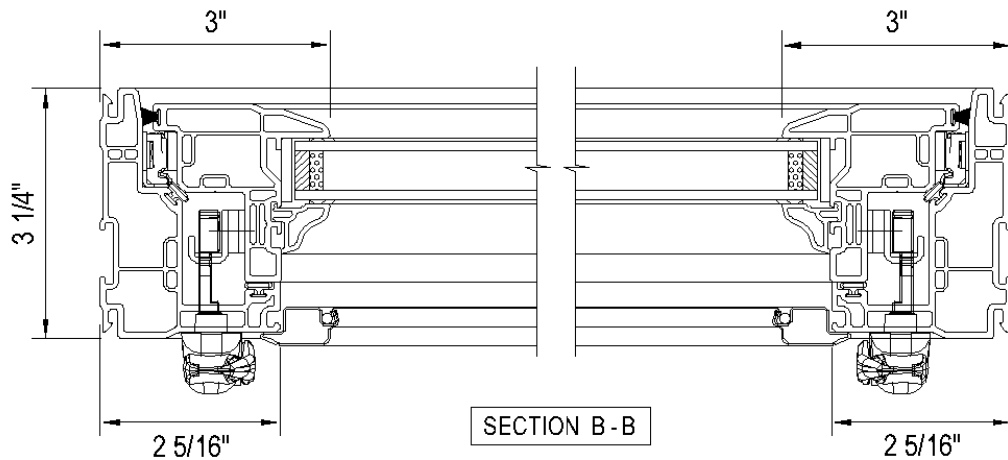
HEAD DETAIL



SECTION A-A



SILL DETAIL



JAMB DETAIL

JAMB DETAIL

CAN/CSA A440-00

Air: A3

Water: B7

Structural: C4

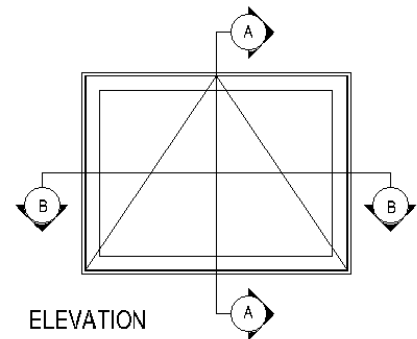
Screen: S2

Forced Entry: F20

DP Rating: R-PG60-AP

Water Resistance (psf): 730 (15)

Air Infiltration/Exfiltration: A3



1271 Double Hung Tilt Window

SPECIFICATIONS

Frame and Sash

All frame and sash profiles are extruded by North Star Windows from virgin PVC powder material. Frames and sash are multi-chamber design for strength and energy efficiency. Frames complete with recessed drain covers with reticulated foam to keep insects out. Frames and sash are fusion welded ensuring a water and airtight seal as well as maximum strength and squareness. Frames are a full 3 ¼" depth.

Insulated Glass

Double or triple insulating glass with Edgetech silicone foam low conductive S-Class Super Spacer®. Pilkington Energy Advantage™ Low E (hard coat) glass is standard. Cardinal LoE³-366® (soft coat) glass is optional as well as Pilkington Activ™ Self-Cleaning glass. Laminated glass is available consisting of 3mm glass, 3/8" airspace and two 3mm glass panes with a .030" clear interior membrane in-between. Heavy inert argon or krypton gas is optional for the air space between the glass panes.

Glazing

Insert neoprene setting blocks around perimeter of sash with application of silicone toe bead sealant to interior glazing cavity to stabilize glass movement. Furnish laid in insulated glass from interior side of sash against flexible vinyl fin weather-strip co-extruded to exterior edge of sash. Install interior glazing stops with flexible co-extruded vinyl fin weather-strip against interior glass face.

Multiple Weather-Stripping

Water repellant pile weather-strips with stiff fin type vapor barrier are located around perimeter of each operable window sash to ensure air and water tight seal and maximum energy efficiency. Two additional pile weather-strip with stiff fin type vapor barrier are located on the inside of window frame at sill and jamb location for additional protection against air and water penetration.

Hardware

Two die-cast cam locks and keeper are assembled onto each operable sash for weatherability and security. Windows less than 27 ¼" in width require one cam lock and keeper. Each sash is operated with two constant force coil spring balance hardware. True recessed finger latches release both top and bottom sash to allow sash to tilt in for ease of cleaning. Full length sash pull handles are extruded into the interior glazing stop profile. Standard color is white.

Standards

North Star windows have been tested by an independent laboratory for air, water, structural and thermal performance requirements.

Egress

Consult local building codes to verify that the window ordered meets or exceeds egress requirements for your area. Special egress hardware is available for double hung tilt windows that enable narrow sizes to meet egress codes.

Hardware Options

Self-latching locks and keepers are available as an option. Black finish color locks, keepers and tilt latches are standard features when Kolonial Oak or Stainable/Paintable pine laminated interior finish is ordered.

Note: Limit sash opening features are available. Consult your North Star Sales Consultant for details.

Screen

North Star screens are roll formed from heavy .021" thick aluminum coil flatstock and screened with anti-glare fiberglass cloth. Screen frame has nylon injection molded corner key with pull tab. Screen frame is available in white or North Star's nine exterior colors. Double hung is standard with full screen.

Exterior and Interior Finishes

North Star standard vinyl extrusion has a clean, bright, white smooth finish. Nine North Star exterior textured color finishes (Ivory, chestnut brown, Cocoa, Hickory, Sandalwood, Sable, Espresso, Midnight Black and Anthracite Grey) and four interior wood grains (Kolonial Oak, Stainable/Paintable Pine, Light Oak, and Walnut) are optional. Exterior color and interior wood grain are applied PVC laminate film with an acrylic overlay for exceptional UV protection. Exterior laminate is 200µm (microns) thick.

Special Options: Espresso, Midnight Black and Hickory can be applied on the interior.

Grilles

Windows may be enhanced with North Star 5/16" narrow and 5/8" wide flat rectangular or 5/8" wide contoured grilles between the glass panes. 5/16" narrow grilles are available in white, pewter and brass. A combination of white or wood grain interior and colored exterior is optional for 5/8" wide flat grilles. 5/8" wide flat grilles are available in pewter, white or black on all sides. Contoured 3/4" wide grilles are optional in white or white/colored exterior.

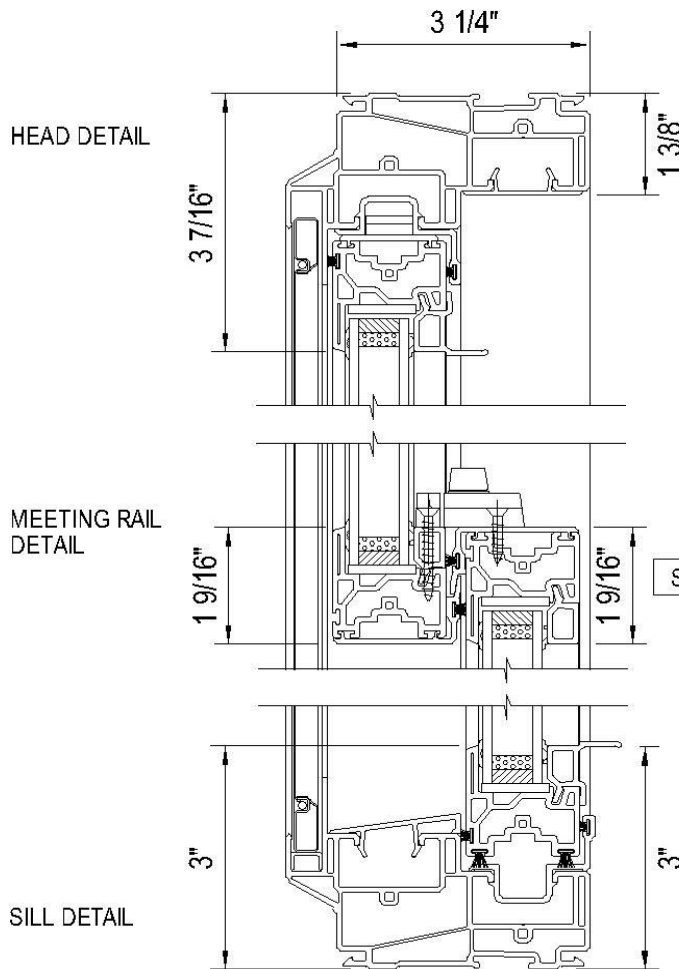
Divided Lites

Classic simulated divided lites (SDL) are also available. SDL grilles are available in 7/8" and 2" widths. Standard SDL comes without airspace grille. Optional 1/4" X 5/16" pewter airspace grilles are available on double glazed units only. SDL grille bars are permanently applied to the interior and exterior glass surface.

Accessories

North Star offers a variety of vinyl accessories such as nailing fin, brick molds, drywall/wood return, couplers and jamb extensions.

1271 Double Hung Tilt Window Details



CAN/CSA A440-00

Air: A2

Water: B6

Structural: C5

Screen: S1

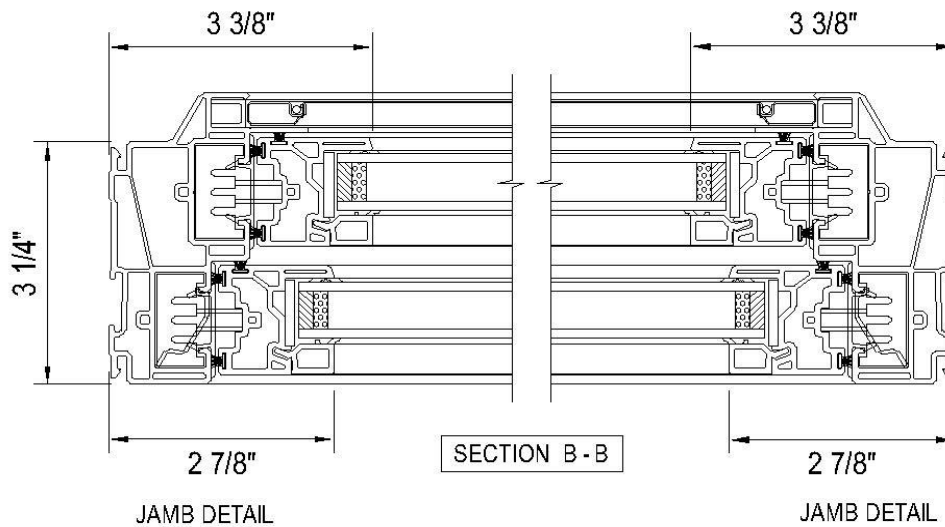
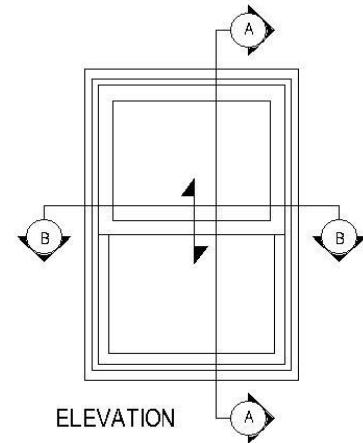
Forced Entry: F10

DP Rating: R-PG40-H

Water Resistance (psf): 730 (15.0)

Air Infiltration/Exfiltration: A2

SECTION A-A



SECTION B-B



1272 Double Slider Tilt Window

SPECIFICATIONS

Note: Side Slider Tilt, both sash slide and tilt

Frame and Sash

All frame and sash profiles are extruded by North Star Windows from virgin PVC powder material. Frames and sash are multi-chamber design for strength and energy efficiency. Frames complete with recessed drain covers with reticulated foam to keep insects out. Frames and sash are fusion welded ensuring a water and airtight seal as well as maximum strength and squareness. Frames are a full 3 1/4" depth.

Insulated Glass

Double or triple insulating glass with Edgetech silicone foam low conductive S-Class Super Spacer®. Pilkington Energy Advantage™ Low E (hard coat) glass is standard. Cardinal LoE³-366® (soft coat) glass is optional as well as Pilkington Activ™ Self-Cleaning glass. Laminated glass is available consisting of 3mm glass, 3/8" airspace and two 3mm glass panes with a .030" clear interior membrane in-between. Heavy inert argon or krypton gas is optional for the air space between the glass panes.

Glazing

Insert neoprene setting blocks around perimeter of sash with application of silicone toe bead sealant to interior glazing cavity to stabilize glass movement. Furnish laid in insulated glass from interior side of sash against flexible vinyl fin weather-strip co-extruded to exterior edge of sash. Install interior glazing stops with flexible co-extruded vinyl fin weather-strip against interior glass face.

Multiple Weather-Stripping

Water repellant pile weather-strips with stiff fin type vapor barrier are located around perimeter of each operable window sash to ensure air and water tight seal and maximum energy efficiency. Two additional pile weather-strip with stiff fin type vapor barrier are located on the inside of window frame at sill and jamb location for additional protection against air and water penetration.

Hardware

Two die-cast cam locks and keeper are assembled onto each operable sash for weatherability and security. Windows less than 27 1/2" in width require one cam lock and keeper. Each sash is operated with two constant force coil spring balance hardware. True recessed finger latches release both top and bottom sash to allow sash to tilt in for ease of cleaning. Full length sash pull handles are extruded into the interior glazing stop profile. Standard color is white.

Hardware Options

Self-latching locks and keepers are available as an option. Black finish color locks, keepers and tilt latches are standard features when Kolonial Oak or Stainable/Paintable laminated pine interior finish is ordered.

Note: Limit sash opening features are available. Consult your North Star Sales Consultant for details.

Screen

North Star screens are roll formed from heavy .021" thick aluminum coil flatstock and screened with anti-glare fiberglass cloth. Screen frame has nylon injection molded corner key with pull tab. Screen frame is available in white or North Star's nine exterior colors. Double slider has full screen.

Exterior and Interior Finishes

North Star standard vinyl extrusion has a clean, bright, white smooth finish. Nine North Star exterior textured color finishes (Ivory, chestnut brown, Cocoa, Hickory, Sandalwood, Sable, Espresso, Midnight Black and Anthracite Grey) and four interior wood grains (Kolonial Oak, Stainable/Paintable Pine, Light Oak, and Walnut) are optional. Exterior color and interior wood grain are applied PVC laminate film with an acrylic overlay for exceptional UV protection. Exterior laminate is 200µm (microns) thick.

Special Options: Espresso, midnight black, Hickory can be applied on the interior as well as the exterior for this window type.

Grilles

Windows may be enhanced with North Star 5/16" narrow and 5/8" wide flat rectangular or 5/8" wide contoured grilles between the glass panes. 5/16" narrow grilles are available in white, pewter and brass. A combination of white or wood grain interior and colored exterior is optional for 5/8" wide flat grilles. 5/8" wide flat grilles are available in pewter, white or black on all sides. Contoured 3/4" wide grilles are optional in white or white/colored exterior.

Divided Lites

Classic simulated divided lites (SDL) are also available. SDL grilles are available in 7/8" and 2" widths. Standard SDL comes without airspace grille. Optional 1/4" X 5/16" pewter airspace grilles are available on double glazed units only. SDL grille bars are permanently applied to the interior and exterior glass surface.

Accessories

North Star offers a variety of vinyl accessories such as nailing fin, brick molds, drywall/wood return, couplers and jamb extensions.

Standards

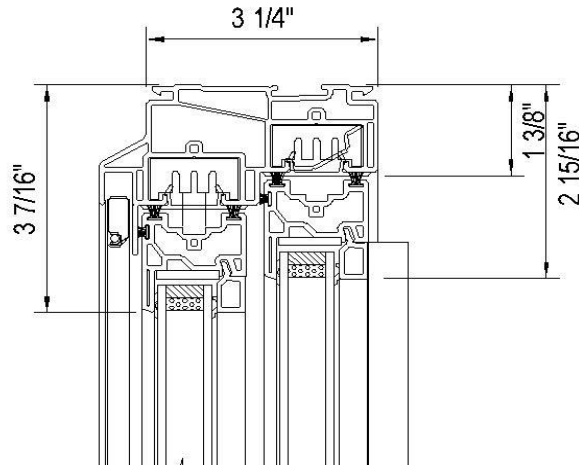
North Star windows have been tested by an independent laboratory for air, water, structural and thermal performance requirements.

Egress

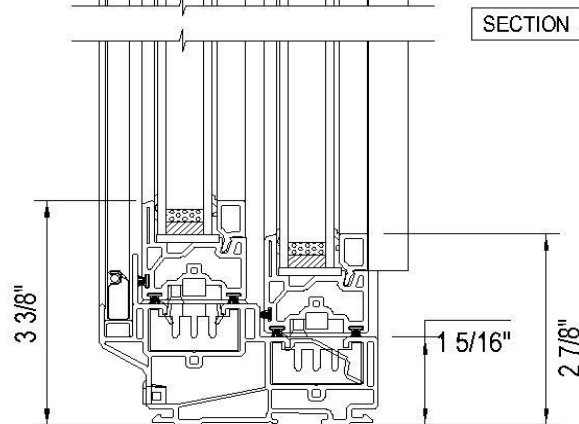
Consult local building codes to verify that the window ordered meets or exceeds egress requirements for your area. Special egress hardware is available for double slider tilt windows that enable narrow sizes to meet egress codes.

1272 Double Slider Tilt Window Details

HEAD DETAIL



SECTION A - A



SILL DETAIL

CAN/CSA A440-00

Air: A2

Water: B2

Structural: C5

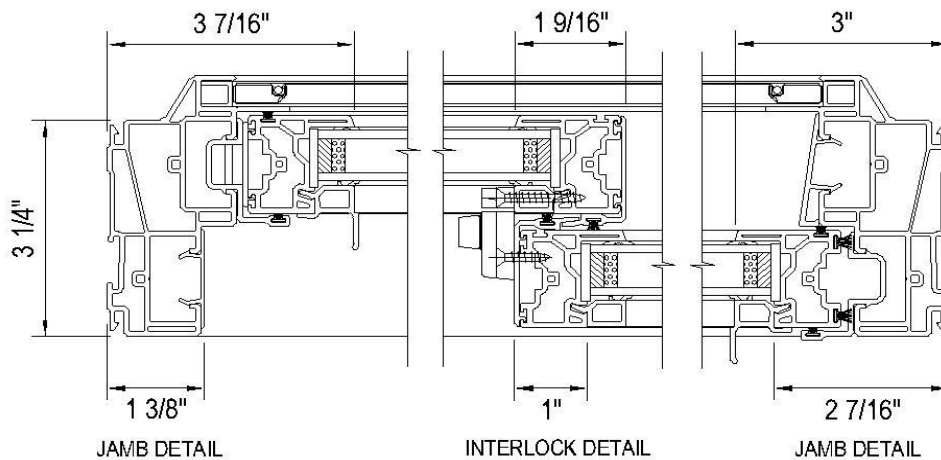
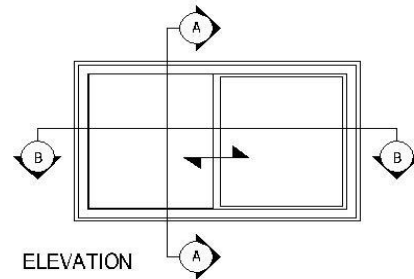
Screen: S1

Forced Entry: F10

DP Rating: R-PG30-HS

Water Resistance (psf): 220 (4.5)

Air Infiltration/Exfiltration: A2



SECTION B - B

1273 Double Slider Liftout Window

SPECIFICATIONS

Note: Double Slider 1273, both sash slide

Frame and Sash

All frame and sash profiles are extruded by North Star Windows from virgin PVC powder material. Frames and sash are multi-chamber design for strength and energy efficiency. Frames complete with recessed drain covers with reticulated foam to keep insects out. Frames and sash are fusion welded ensuring a water and airtight seal as well as maximum strength and squareness. Frames are a full 3 ¼" depth.

Insulated Glass

Double or triple insulating glass with Edgetech silicone foam low conductive S-Class Super Spacer®. Pilkington Energy Advantage™ Low E (hard coat) glass is standard. Cardinal LoE³-366® (soft coat) glass is optional as well as Pilkington Activ™ Self-Cleaning glass. Laminated glass is available consisting of 3mm glass, 3/8" airspace and two 3mm glass panes with a .030" clear interior membrane in-between. Heavy inert argon or krypton gas is optional for the air space between the glass panes.

Glazing

Insert neoprene setting blocks around perimeter of sash with application of silicone toe bead sealant to interior glazing cavity to stabilize glass movement. Furnish laid in insulated glass from interior side of sash against flexible vinyl fin weather-strip co-extruded to exterior edge of sash. Install interior glazing stops with flexible co-extruded vinyl fin weather-strip against interior glass face.

Multiple Weather-Stripping

Water repellant pile weather-strips with stiff fin type vapor barrier are located around perimeter of each operable window sash to ensure air and water tight seal and maximum energy efficiency. Two additional pile weather-strip with stiff fin type vapor barrier are located on the inside of window frame at sill and jamb location for additional protection against air and water penetration.

Hardware

Two die-cast cam locks and keeper are assembled onto each operable sash for weatherability and security. Windows less than 27 ¼" in width require one cam lock and keeper. Each sash is operated with two constant force coil spring balance hardware. True recessed finger latches release both top and bottom sash to allow sash to tilt in for ease of cleaning. Full length sash pull handles are extruded into the interior glazing stop profile. Standard color is white.

Accessories

North Star offers a variety of vinyl accessories such as nailing fin, brick molds, drywall/wood return, couplers and jamb extensions.

Hardware Options

Self-latching locks and keepers are available as an option. Black finish color locks, keepers and tilt latches are standard features when Kolonial Oak or Stainable/Paintable laminated pine interior finish is ordered.

Note: Limit sash opening features and mini angle locks are available. Consult your North Star Sales Consultant for details.

Screen

North Star screens are roll formed from heavy .021" thick aluminum coil flatstock and screened with anti-glare fiberglass cloth. Screen frame has nylon injection molded corner key with pull tab. Screen frame is available in white or North Star's nine exterior colors. Double slider has full screen.

Exterior and Interior Finishes

North Star standard vinyl extrusion has a clean, bright, white smooth finish. Nine North Star exterior textured color finishes (Ivory, chestnut brown, Cocoa, Hickory, Sandalwood, Sable, Espresso, Midnight Black and Anthracite Grey) and four interior wood grains (Kolonial Oak, Stainable/Paintable Pine, Light Oak, and Walnut) are optional. Exterior color and interior wood grain are applied PVC laminate film with an acrylic overlay for exceptional UV protection. Exterior laminate is 200µm (microns) thick.

Special Options: Espresso, midnight black, and Hickory can be applied on the interior as well as the exterior for this window.

Grilles

Windows may be enhanced with North Star 5/16" narrow and 5/8" wide flat rectangular or 5/8" wide contoured grilles between the glass panes. 5/16" narrow grilles are available in white, pewter and brass. A combination of white or wood grain interior and colored exterior is optional for 5/8" wide flat grilles. 5/8" wide flat grilles are available in pewter, white or black on all sides. Contoured 3/4" wide grilles are optional in white or white/colored exterior.

Divided Lites

Classic simulated divided lites (SDL) are also available. SDL grilles are available in 7/8" and 2" widths. Standard SDL comes without airspace grille. Optional 1/4" X 5/16" pewter airspace grilles are available on double glazed units only. SDL grille bars are permanently applied to the interior and exterior glass surface.

Standards

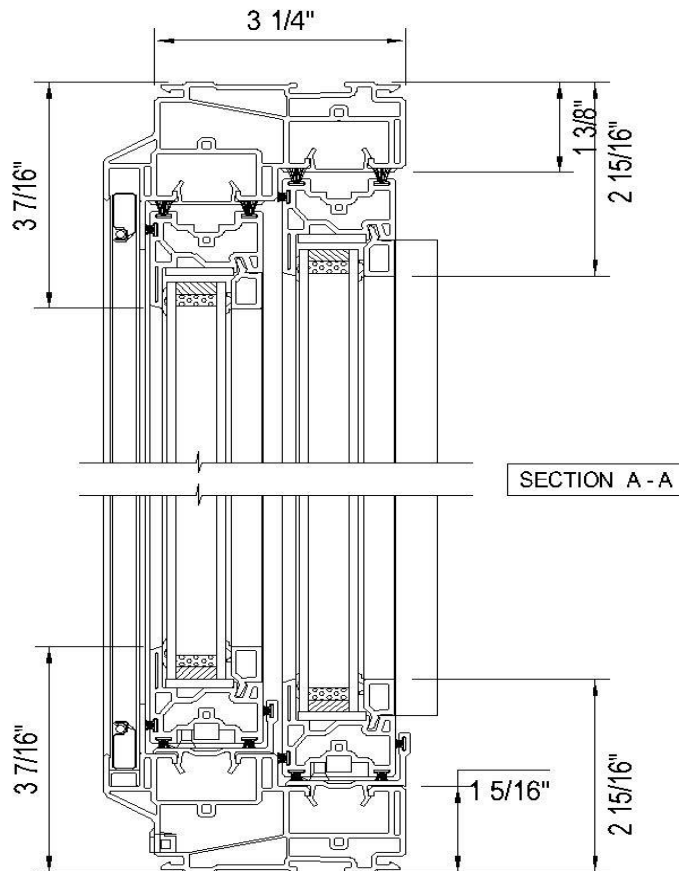
North Star windows have been tested by an independent laboratory for air, water, structural and thermal performance

Egress

Consult local building codes to verify that the window ordered meets or exceeds egress requirements for your area. Special egress hardware is available for double slider liftout windows that enable narrow sizes to meet egress codes.

1273 Double Slider Liftout Window Details

HEAD DETAIL



CAN/CSA A440-00

Air: A2

Water: B3

Structural: C3

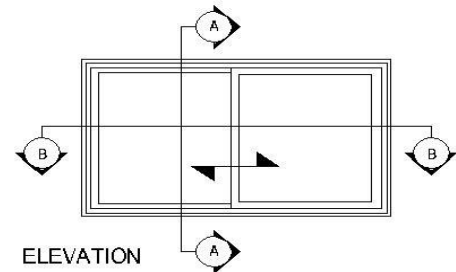
Screen: S1

Forced Entry: F20

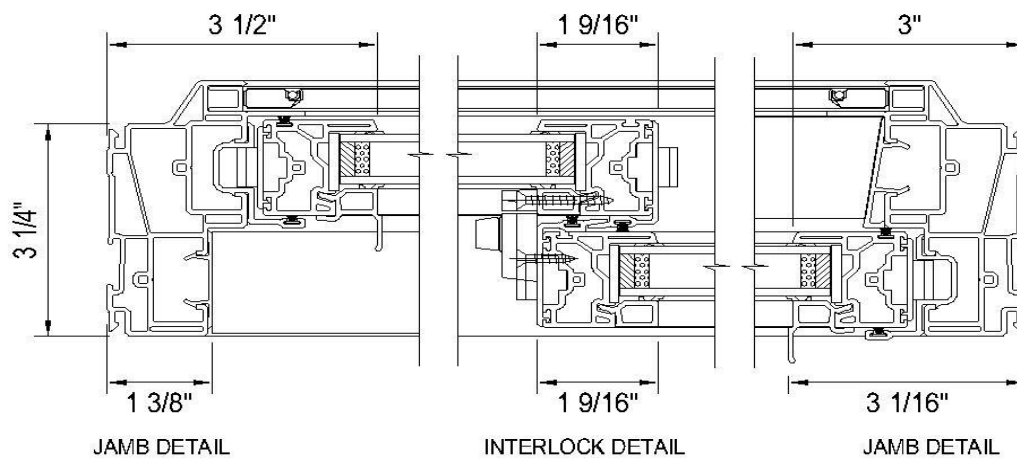
DP Rating: R-PG45-HS

Water Resistance (psf): 360 (7.5)

Air Infiltration/Exfiltration: A2



SILL DETAIL



JAMB DETAIL

INTERLOCK DETAIL

JAMB DETAIL

SECTION B - B



1371 Single Hung Tilt Window

SPECIFICATIONS

Frame and Sash

All frame and sash profiles are extruded by North Star Windows from virgin PVC powder material. Frames and sash are multi-chamber design for strength and energy efficiency. Frames complete with recessed drain covers with reticulated foam to keep insects out. Frames and sash are fusion welded ensuring a water and airtight seal as well as maximum strength and squareness. Frames are a full 3 1/4" depth.

Insulated Glass

Double or triple insulating glass with Edgetech silicone foam low conductive S-Class Super Spacer®. Pilkington Energy Advantage™ Low E (hard coat) glass is standard. Cardinal LoE³-366® (soft coat) glass is optional as well as Pilkington Activ™ Self-Cleaning glass. Laminated glass is available consisting of 3mm glass, 3/8" airspace and two 3mm glass panes with a .030" clear interior membrane in-between. Heavy inert argon or krypton gas is optional for the air space between the glass panes.

Glazing

Insert neoprene setting blocks around perimeter of sash with application of silicone toe bead sealant to interior glazing cavity to stabilize glass movement. Furnish laid in insulated glass from interior side of sash against flexible vinyl fin weather-strip co-extruded to exterior edge of sash. Install interior glazing stops with flexible co-extruded vinyl fin weather-strip against interior glass face.

Multiple Weather-Stripping

Seven water repellant pile weather-strips with stiff fin type vapor barriers are located around perimeter of each operable window sash to ensure air and water tight seal and maximum energy efficiency. Two additional pile weather-strips are incorporated for added weatherability. One weather-strip is located on the inside of the window frame at sill and one weather-strip on the fixed upper sash where lower and upper sash overlap.

Hardware

Two die-cast cam locks and keeper are assembled onto each operable sash for weatherability and security. Windows less than 27 1/4" in width require one cam lock and keeper. Each sash is operated with two constant force coil spring balance hardware. True recessed finger latches release both top and bottom sash to allow sash to tilt in for ease of cleaning. Full length sash pull handles are extruded into the interior glazing stop profile. Standard color is white.

Hardware Options

Self-latching locks and keepers are available as an option. Black finish color locks, keepers and tilt latches are standard features when Kolonial Oak or Stainable/Paintable pine laminated interior finish is ordered.

Note: Limit sash opening features and mini angle locks are available. Consult your North Star Sales Consultant for details.

Screen

North Star Single Hung 1/2 screens are roll formed from heavy .021" thick aluminum coil flatstock and screened with anti-glare fiberglass cloth. Screen frame has nylon injection molded corner key with pull tab. Screen frame is available in white or North Star's nine exterior colors.

Exterior and Interior Finishes

North Star standard vinyl extrusion has a clean, bright, white smooth finish. Nine North Star exterior textured color finishes (Ivory, chestnut brown, Cocoa, Hickory, Sandalwood, Sable, Espresso, Midnight Black and Anthracite Grey) and four interior wood grains (Kolonial Oak, Stainable/Paintable Pine, Light Oak, and Walnut) are optional. Exterior color and interior wood grain are applied PVC laminate film with an acrylic overlay for exceptional UV protection. Exterior laminate is 200µm (microns) thick.

Special Options: Espresso, midnight black, and Hickory can be applied on the interior as well as the exterior for this window type.

Grilles

Windows may be enhanced with North Star 5/16" narrow and 5/8" wide flat rectangular or 5/8" wide contoured grilles between the glass panes. 5/16" narrow grilles are available in white, pewter and brass. A combination of white or wood grain interior and colored exterior is optional for 5/8" wide flat grilles. 5/8" wide flat grilles are available in pewter, white or black on all sides. Contoured 3/4" wide grilles are optional in white or white/colored exterior.

Divided Lites

Classic simulated divided lites (SDL) are also available. SDL grilles are available in 7/8" and 2" widths. Standard SDL comes without airspace grille. Optional 1/4" X 5/16" pewter airspace grilles are available on double glazed units only. SDL grille bars are permanently applied to the interior and exterior glass surface.

Accessories

North Star offers a variety of vinyl accessories such as nailing fin, brick molds, drywall/wood return, couplers and jamb extensions.

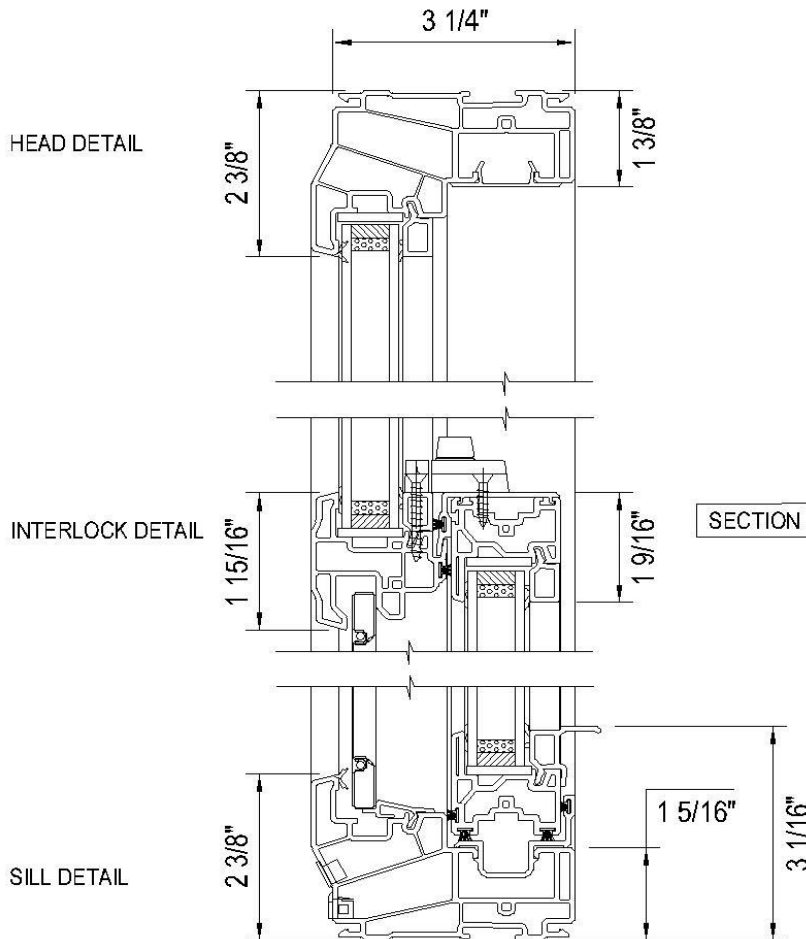
Standards

North Star windows have been tested by an independent laboratory for air, water, structural and thermal performance requirements.

Egress

Consult local building codes to verify that the window ordered meets or exceeds egress requirements for your area. Special egress hardware is available for single hung tilt windows that enable narrow sizes to meet egress codes.

1371 Single Hung Tilt Window Details



CAN/CSA A440-00

Air: A2/Fixed

Water: B4

Structural: C3

Screen: S1

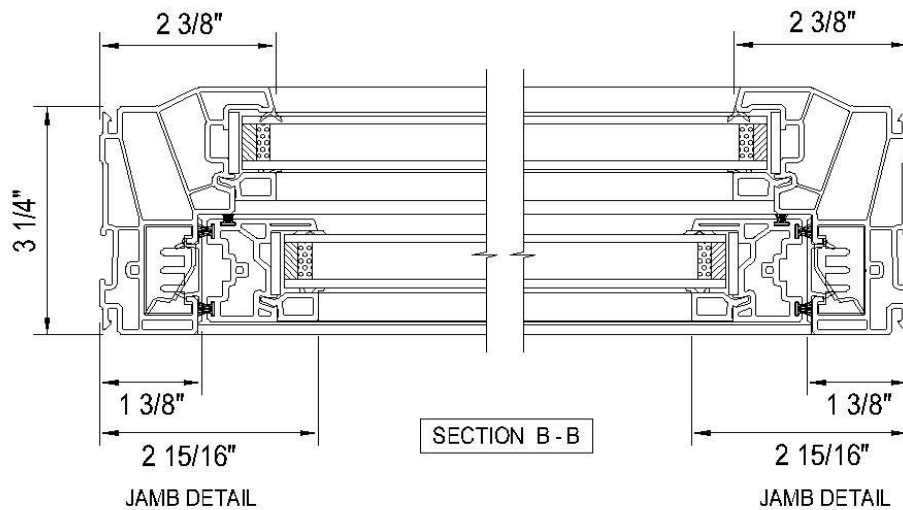
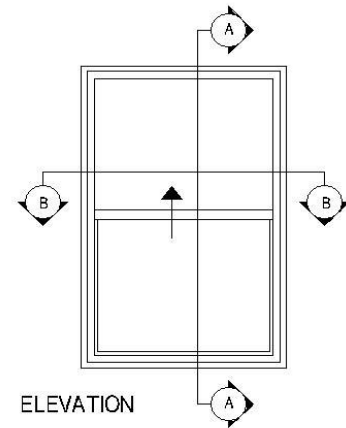
Forced Entry: F20

DP Rating: R-PG40-H

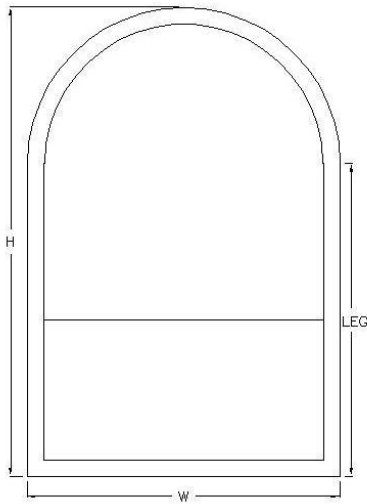
Water Resistance (psf): 730 (15.0)

Air Infiltration/Exfiltration: A2

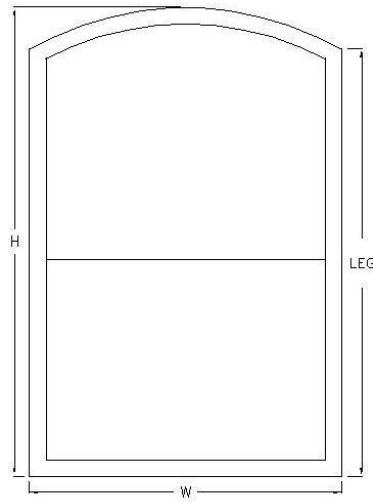
SECTION A - A



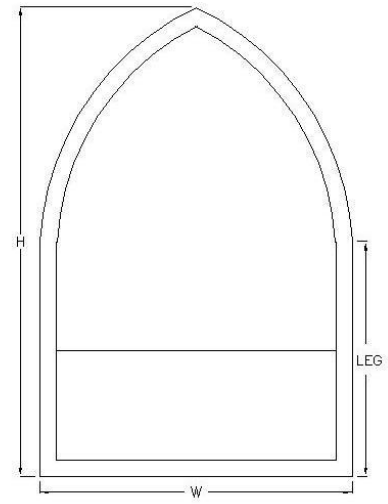
Shaped Top Single Hungs



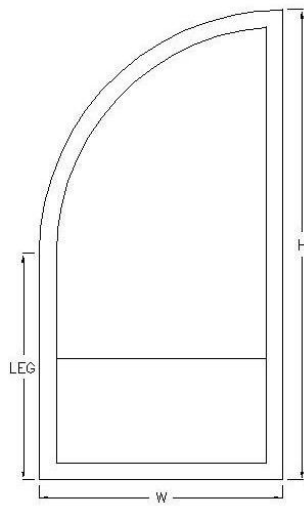
**SINGLE HUNG ROUND TOP
MODEL #1320**



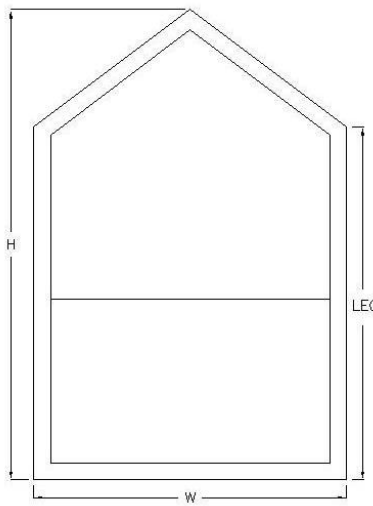
**SINGLE HUNG CAMBER TOP
MODEL #1321**



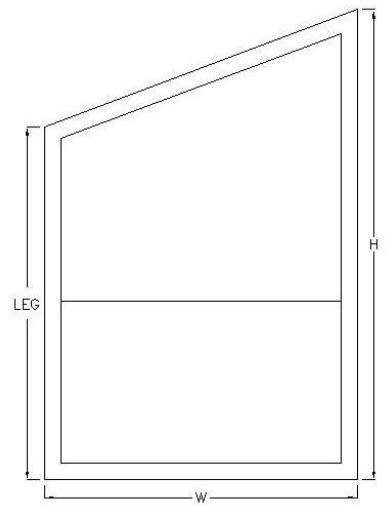
**SINGLE HUNG CATHEDRAL
MODEL #1322**



**SINGLE HUNG QUARTER ARCH
MODEL #1323**



**SINGLE HUNG PENTAGON
MODEL #1324**



**SINGLE HUNG TRAPEZOID
MODEL #1325**

1372 Single Slider Liftout Window

SPECIFICATIONS

Note: Single Slider 1372 has left side operating and right side fixed. Single Slider 1373 is reverse.

Frame and Sash

All frame and sash profiles are extruded by North Star Windows from virgin PVC powder material. Frames and sash are multi-chamber design for strength and energy efficiency. Frames complete with recessed drain covers with reticulated foam to keep insects out. Frames and sash are fusion welded ensuring a water and airtight seal as well as maximum strength and squareness. Frames are a full 3 ¼" depth.

Insulated Glass

Double or triple insulating glass with Edgetech silicone foam low conductive S-Class Super Spacer®. Pilkington Energy Advantage™ Low E (hard coat) glass is standard. Cardinal LoE³-366® (soft coat) glass is optional as well as Pilkington Activ™ Self-Cleaning glass. Laminated glass is available consisting of 3mm glass, 3/8" airspace and two 3mm glass panes with a .030" clear interior membrane in-between. Heavy inert argon or krypton gas is optional for the air space between the glass panes.

Glazing

Insert neoprene setting blocks around perimeter of sash with application of silicone toe bead sealant to interior glazing cavity to stabilize glass movement. Furnish laid in insulated glass from interior side of sash against flexible vinyl fin weather-strip co-extruded to exterior edge of sash. Install interior glazing stops with flexible co-extruded vinyl fin weather-strip against interior glass face.

Multiple Weather-Stripping

Eight water repellant pile weather-strips with stiff fin type vapor barriers are located around perimeter of each operable window sash to ensure air and water tight seal and maximum energy efficiency. Two interior side water repellant pile weather-strips with stiff fin type vapor barrier are located on the inside of window frame at sill and jamb location for additional protection against air and water penetration.

Hardware

Two die-cast cam locks and keeper are assembled onto each operable sash for weatherability and security. Windows less than 27 ¼" in width require one cam lock and keeper. Each sash is operated with two constant force coil spring balance hardware. True recessed finger latches release both top and bottom sash to allow sash to tilt in for ease of cleaning. Full length sash pull handles are extruded into the interior glazing stop profile. Standard color is white.

Hardware Options

Self-latching locks and keepers are available as an option. Black finish color locks, keepers and tilt latches are standard features when Kolonial Oak or Stainable/Paintable laminated pine interior finish is ordered.

Note: Limit sash opening features are available. Consult your North Star Sales Consultant for details.

Screen

North Star screens are roll formed from heavy .021" thick aluminum coil flatstock and screened with anti-glare fiberglass cloth. Screen frame has nylon injection molded corner key with pull tab. Screen frame is available in white or North Star's nine exterior colors. Single Slider has 1/2 screen.

Exterior and Interior Finishes

North Star standard vinyl extrusion has a clean, bright, white smooth finish. Nine North Star exterior textured color finishes (Ivory, chestnut brown, Cocoa, Hickory, Sandalwood, Sable, Espresso, Midnight Black and Anthracite Grey) and four interior wood grains (Kolonial Oak, Stainable/Paintable Pine, Light Oak, and Walnut) are optional. Exterior color and interior wood grain are applied PVC laminate film with an acrylic overlay for exceptional UV protection. Exterior laminate is 200µm (microns) thick.

Special Options: Espresso, midnight black, and Hickory can be applied on the interior as well as the exterior for this window type.

Grilles

Windows may be enhanced with North Star 5/16" narrow and 5/8" wide flat rectangular or 5/8" wide contoured grilles between the glass panes. 5/16" narrow grilles are available in white, pewter and brass. A combination of white or wood grain interior and colored exterior is optional for 5/8" wide flat grilles. 5/8" wide flat grilles are available in pewter, white or black on all sides. Contoured 3/4" wide grilles are optional in white or white/colored exterior.

Divided Lites

Classic simulated divided lites (SDL) are also available. SDL grilles are available in 7/8" and 2" widths. Standard SDL comes without airspace grille. Optional 1/4" X 5/16" pewter airspace grilles are available on double glazed units only. SDL grille bars are permanently applied to the interior and exterior glass surface.

Accessories

North Star offers a variety of vinyl accessories such as nailing fin, brick molds, drywall/wood return, couplers and jamb extensions.

Standards

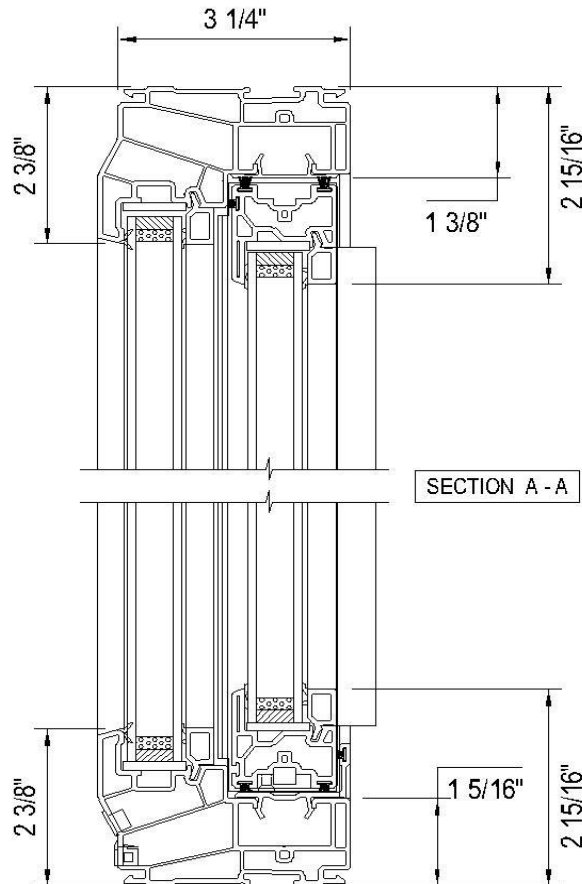
North Star windows have been tested by an independent laboratory for air, water, structural and thermal performance requirements.

Egress

Consult local building codes to verify that the window ordered meets or exceeds egress requirements for your area. Special egress hardware is available for single slider liftout windows that enable narrow sizes to meet egress codes.

1372 Single Slider Liftout Window Details

HEAD DETAIL



CAN/CSA A440-00

Air: A2/Fixed

Water: B4

Structural: C3

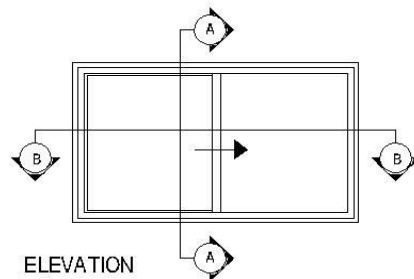
Screen: S1

Forced Entry: F20

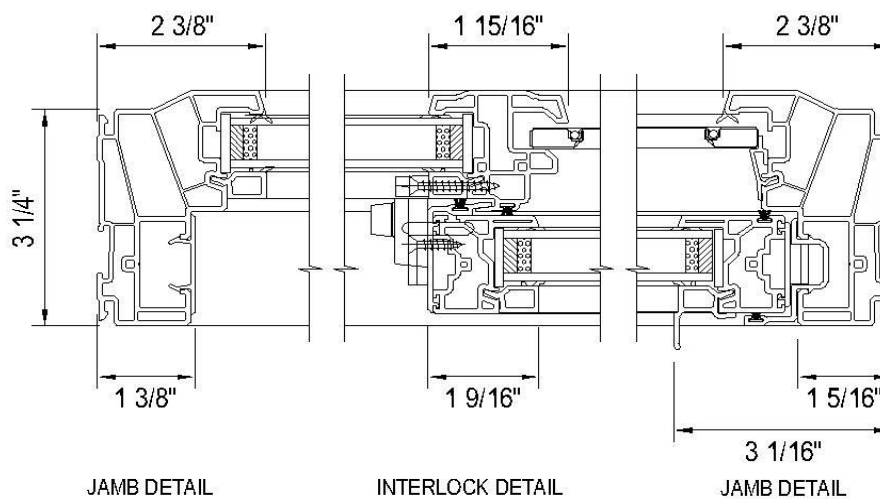
DP Rating: R-PG40-HS

Water Resistance (psf): 290 (6.0)

Air Infiltration/Exfiltration: A3



SILL DETAIL



JAMB DETAIL

INTERLOCK DETAIL

JAMB DETAIL

SECTION B - B



1374 3-Lite (End-Vent) Single Slider Liftout Window

SPECIFICATIONS

Frame and Sash

All frame and sash profiles are extruded by North Star Windows from virgin PVC powder material. Frames and sash are multi-chamber design for strength and energy efficiency. Frames complete with recessed drain covers with reticulated foam to keep insects out. Frames and sash are fusion welded ensuring a water and airtight seal as well as maximum strength and squareness. Frames are a full 3 1/4" depth.

Insulated Glass

Double or triple insulating glass with Edgetech silicone foam low conductive S-Class Super Spacer®. Pilkington Energy Advantage™ Low E (hard coat) glass is standard. Cardinal LoE³-366® (soft coat) glass is optional as well as Pilkington Activ™ Self-Cleaning glass. Laminated glass is available consisting of 3mm glass, 3/8" airspace and two 3mm glass panes with a .030" clear interior membrane in-between. Heavy inert argon or krypton gas is optional for the air space between the glass panes.

Glazing

Insert neoprene setting blocks around perimeter of sash with application of silicone toe bead sealant to interior glazing cavity to stabilize glass movement. Furnish laid in insulated glass from interior side of sash against flexible vinyl fin weather-strip co-extruded to exterior edge of sash. Install interior glazing stops with flexible co-extruded vinyl fin weather-strip against interior glass face.

Multiple Weather-Stripping

Water repellant pile weather-strips with stiff fin type vapor barrier are located around perimeter of each operable window sash to ensure air and water tight seal and maximum energy efficiency. Two additional pile weather-strips with stiff fin type vapor barrier are located on the inside of window frame and sill and jamb location for additional protection against air and water penetration.

Hardware

Two die-cast cam locks and keeper are assembled onto each operable sash for weatherability and security. Windows less than 27 1/4" in width require one cam lock and keeper. Each sash is operated with two constant force coil spring balance hardware. True recessed finger latches release both top and bottom sash to allow sash to tilt in for ease of cleaning. Full length sash pull handles are extruded into the interior glazing stop profile. Standard color is white.

Hardware Options

Self-latching locks and keepers are available as an option. Black finish color locks, keepers and tilt latches are standard features when Kolonial Oak or Stainable/Paintable laminated pine interior finish is ordered.

Note: Limit sash opening features are available. Consult your North Star Sales Consultant for details.

Screen

North Star screens are roll formed from heavy .021" thick aluminum coil flatstock and screened with anti-glare fiberglass cloth. Screen frame has nylon injection molded corner keys with pull tab. Screen frame is available in white or North Star's nine exterior colors. Double Slider has full screen.

Exterior and Interior Finishes

North Star standard vinyl extrusion has a clean, bright, white smooth finish. Nine North Star exterior textured color finishes (Ivory, chestnut brown, Cocoa, Hickory, Sandalwood, Sable, Espresso and Anthracite Grey) and four interior wood grains (Kolonial Oak, Stainable/Paintable Pine, Light Oak, and Walnut) are optional. Exterior color and interior wood grain are applied PVC laminate film with an acrylic overlay for exceptional UV protection. Exterior laminate is 200µm (microns) thick.

Special Options: Espresso, Midnight Black and Hickory can be applied on the interior as well as the exterior for this window type.

Grilles

Windows may be enhanced with North Star 5/16" narrow and 5/8" wide flat rectangular or 5/8" wide contoured grilles between the glass panes. 5/16" narrow grilles are available in white, pewter and brass. A combination of white or wood grain interior and colored exterior is optional for 5/8" wide flat grilles. 5/8" wide flat grilles are available in pewter, white or black on all sides. Contoured 3/4" wide grilles are optional in white or white/colored exterior.

Divided Lites

Classic simulated divided lites (SDL) are also available. SDL grilles are available in 7/8" and 2" widths. Standard SDL comes without airspace grille. Optional 1/4" X 5/16" pewter airspace grilles are available on double glazed units only. SDL grille bars are permanently applied to the interior and exterior glass surface.

Accessories

North Star offers a variety of vinyl accessories such as nailing fin, brick molds, drywall/wood return, couplers and jamb extensions.

Standards

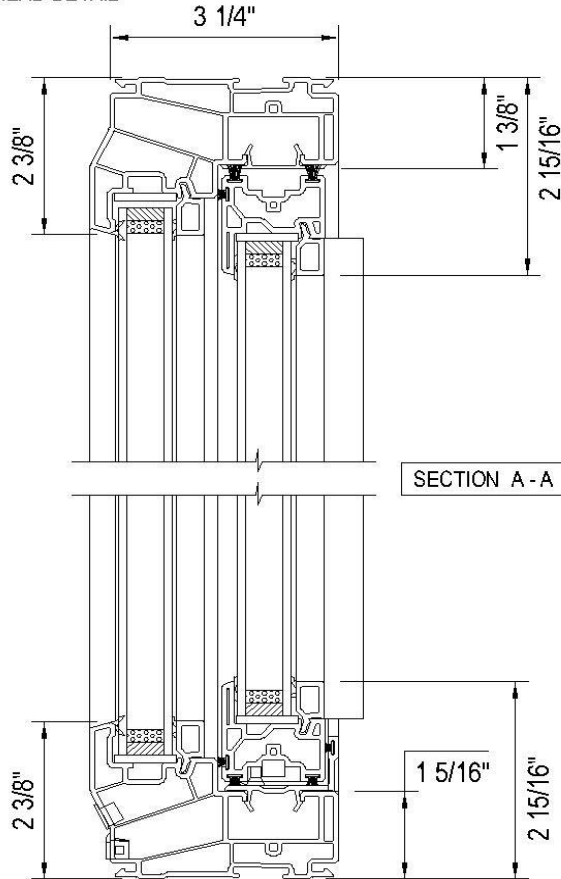
North Star windows have been tested by an independent laboratory for air, water, structural and thermal performance requirements.

Egress

Consult local building codes to verify that the window ordered meets or exceeds egress requirements for your area. Special egress hardware is available for single slider liftout windows that enable narrow sizes to meet egress codes.

1374 3-Lite Single Slider (End Vent) Liftout Window Details

HEAD DETAIL



SECTION A - A

CAN/CSA A440-00

Air: A3/Fixed

Water: B3

Structural: C3

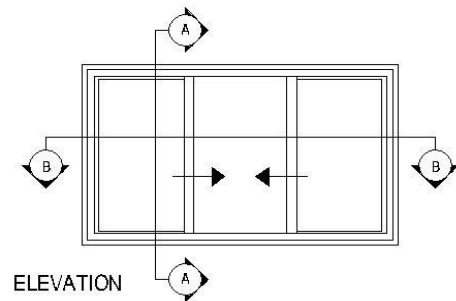
Screen: S1

Forced Entry: F20

DP Rating: R-PG55-HS

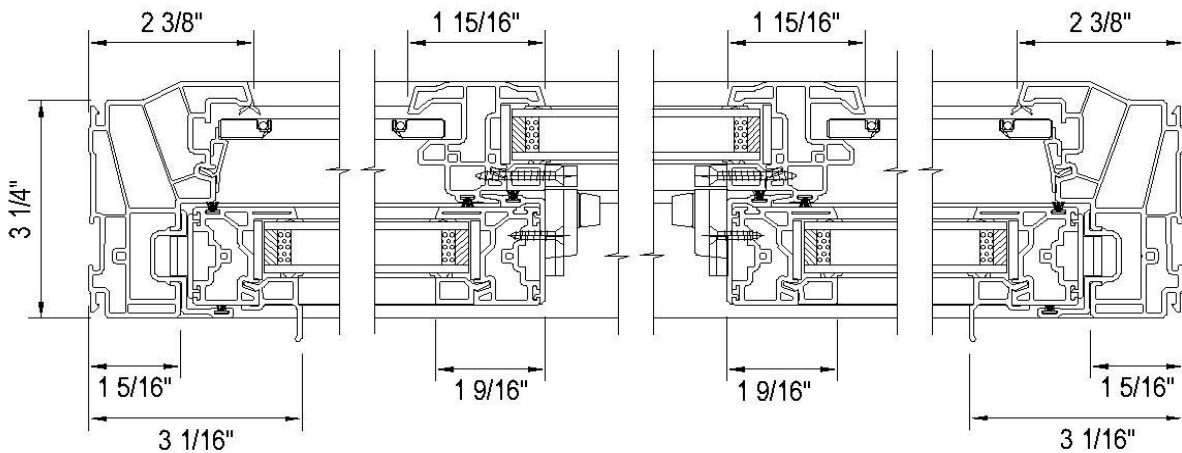
Water Resistance (psf): 330 (6.75)

Air Infiltration/Exfiltration: A3



ELEVATION

SILL DETAIL



JAMB DETAIL

INTERLOCK DETAIL

JAMB DETAIL

SECTION B - B



1377 Picture Window (Singles Frame)

SPECIFICATIONS

Frame

Combined frame and stop profiles are extruded by North Star Windows from virgin PVC powder material. Frames are multi-chamber design for strength and energy efficiency. Frame is fusion welded ensuring a water and airtight seal as well as maximum strength and squareness. Frames are a full 3 1/4" depth.

Note: Profiles are designed to match sliding window profiles.

Insulated Glass

Double or triple insulating glass with Edgetech silicone foam low conductive S-Class Super Spacer®. Pilkington Energy Advantage™ Low E (hard coat) glass is standard. Cardinal LoE³-366® (soft coat) glass is optional as well as Pilkington Activ™ Self-Cleaning glass. Laminated glass is available consisting of 3mm glass, 3/8" airspace and two 3mm glass panes with a .030" clear interior membrane in-between. Heavy inert argon or krypton gas is optional for the air space between the glass panes.

Glazing

Insert neoprene setting blocks around perimeter of frame with application of silicone toe bead sealant to interior glazing cavity to stabilize glass movement. Furnish laid in insulated glass from interior side of frame against flexible vinyl fin weather-strip co-extruded to exterior edge of frame. Install rectangular profiled interior glazing stops with flexible co-extruded vinyl fin weather-strip against interior glass face.

Weather-Stripping

Profiled exterior frame edge and interior glass stop have co-extruded flexible vinyl fin weather-strip which seals against exterior and interior glass faces.

Exterior and Interior Finishes

North Star standard vinyl extrusion has a clean, bright, white smooth finish. Nine North Star exterior textured color finishes (Ivory, chestnut brown, Cocoa, Hickory, Sandalwood, Sable, Espresso, Midnight Black and Anthracite Grey) and four interior wood grains (Kolonial Oak, Stainable/Paintable Pine, Light Oak, and Walnut) are optional. Exterior color and interior wood grain are applied PVC laminate film with an acrylic overlay for exceptional UV protection. Exterior laminate is 200µm (microns) thick.

Special Options: Espresso, midnight black, and Hickory can be applied on the interior as well as the exterior for this window type.

Grilles

Windows may be enhanced with North Star 5/16" narrow and 5/8" wide flat rectangular or 5/8" wide contoured grilles between the glass panes. 5/16" narrow grilles are available in white, pewter and brass. A combination of white or wood grain interior and colored exterior is optional for 5/8" wide flat grilles. 5/8" wide flat grilles are available in pewter and white. Contoured 3/4" wide grilles are optional in white or white/colored exterior.

Divided Lites

Classic simulated divided lites (SDL) are also available. SDL grilles are available in 7/8" and 2" widths. Standard SDL comes without airspace grille. Optional 1/4" X 5/16" pewter airspace grilles are available on double glazed units only. SDL grille bars are permanently applied to the interior and exterior glass surface.

Accessories

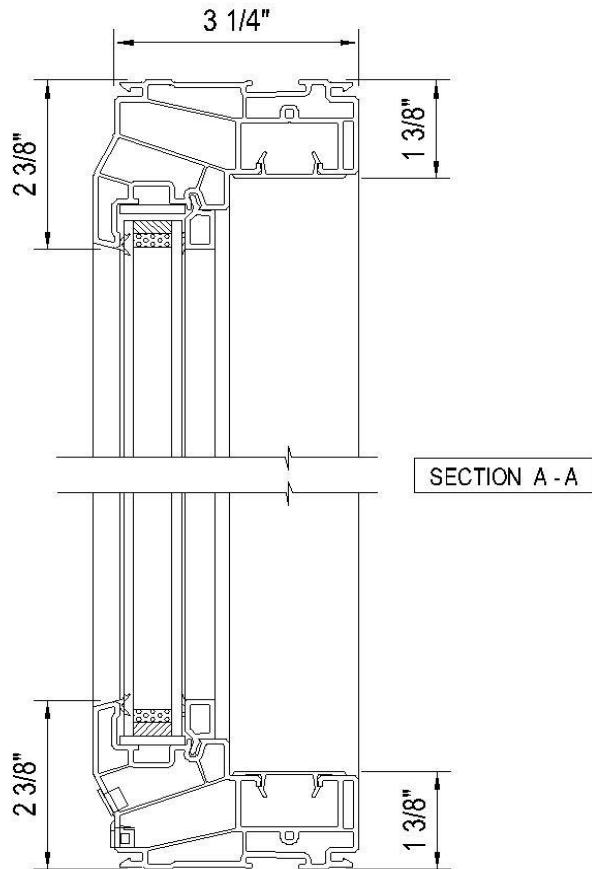
North Star offers a variety of vinyl accessories such as nailing fin, brick molds, drywall/wood return, couplers and jamb extensions.

Standards

North Star windows have been tested by an independent laboratory for air, water, structural and thermal performance requirements.

1377 Picture Window (Singles Frame)

HEAD DETAIL



CAN/CSA A440-00

Air: N/A

Water: N/A

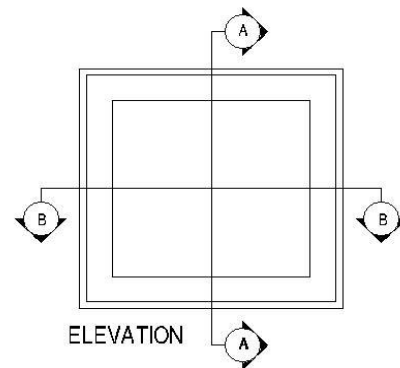
Structural: N/A

Forced Entry: N/A

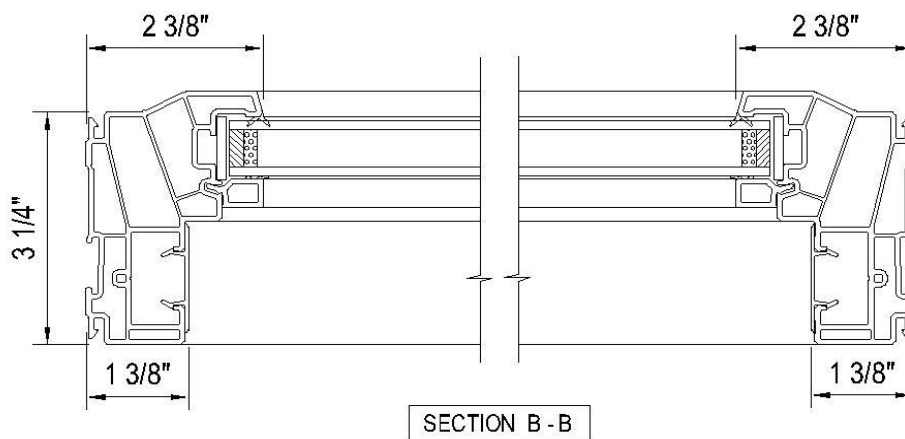
DP Rating: CW-PG70-FW

Water Resistance (psf): 730 (15.0)

Air Infiltration/Exfiltration: Fixed



SILL DETAIL



JAMB DETAIL

JAMB DETAIL

Bay & Bow Window

SPECIFICATIONS

Frame and Sash

All frame and sash profiles are extruded by North Star Windows from virgin PVC powder material. Frames and sash are multi-chamber design for strength and energy efficiency. Frames and sash are fusion welded ensuring a water and airtight seal as well as maximum strength and squareness. Frames are a full 3 1/4" depth.

Head and Seat

Standard head and seat is constructed of maintenance-free 3/4" white Formica®. Medium oak veneer (unfinished) head and seat is an optional upgrade. Laminated 2 1/8" insulated head and seat is optional with exterior vinyl extruded capping system. Front edge of head and seat are sealed against moisture with an aluminum foil backed ice and water shield before extruded vinyl capping is applied and sealed.

Insulated Glass

Double or triple insulating glass with Edgetech silicone foam low conductive S-Class Super Spacer®. Pilkington Energy Advantage™ Low E (hard coat) glass is standard. Cardinal LoE³-366® (soft coat) glass is optional as well as Pilkington Activ™ Self-Cleaning glass. Laminated glass is available consisting of 3mm glass, 3/8" airspace and two 3mm glass panes with a .030" clear interior membrane in-between. Heavy inert argon or krypton gas is optional for the air space between the glass panes.

Glazing

Insert neoprene setting blocks around perimeter of sash with application of silicone toe bead sealant to interior glazing cavity to stabilize glass movement. Furnish laid in insulated glass from interior side of sash against flexible vinyl fin weather-strip co-extruded to exterior edge of sash. Install interior glazing stops with flexible co-extruded vinyl fin weather-strip against interior glass face.

Weather-Stripping

The combination of flexible vinyl bulb type and water repellant pile weather-strips with stiff fin type vapor barrier ensures maximum energy efficiency. See specifications of individual window types used in Bay or Bow for specific weather-strip detail.

Hardware

Hardware is dependent on types of windows used in Bay & Bow configurations. Grip-Tite™ cable support system is available for projected Bay and Bow windows.

Hardware Options

Refer to specifications for specific window type used in Bay or Bow for hardware options.

Screen

North Star screens are roll formed from heavy duty thick aluminum coil flatstock and screened with anti-glare fiberglass cloth. Screen frame is available in a variety of standard colors and laminates depending on window style.

Exterior and Interior Finishes

North Star standard vinyl extrusion has a clean, bright, white smooth finish. Nine North Star exterior textured color finishes (Ivory, chestnut brown, Cocoa, Hickory, Sandalwood, Sable, Espresso, Midnight Black and Anthracite Grey) and four interior wood grains (Kolonial Oak, Stainable/Paintable Pine, Light Oak and Walnut) are optional. Exterior color and interior wood grain are applied PVC laminate film with an acrylic overlay for exceptional UV protection. Exterior laminate is 200µm (microns) thick.

Special option: Espresso, Midnight Black, and Hickory laminate are available on interior and exterior of the windows.

Grilles

Windows may be enhanced with North Star 5/16" narrow and 5/8" wide flat rectangular or 5/8" wide contoured grilles between the glass panes. 5/16" narrow grilles are available in white, pewter and brass. A combination of white or wood grain interior and colored exterior is optional for 5/8" wide flat grilles. 5/8" wide flat grilles are available in pewter, white or black on all sides. Contoured 3/4" wide grilles are optional in white or white/colored exterior.

Divided Lites

Classic simulated divided lites (SDL) are also available. SDL grilles are available in 7/8" and 2" widths. Standard SDL comes without airspace grille. Optional 1/4" X 5/16" pewter airspace grilles are available on double glazed units only. SDL grille bars are permanently applied to the interior and exterior glass surface.

Accessories

North Star offers a variety of vinyl accessories such as nailing fin, brick molds, drywall/wood return, couplers and jamb extensions.

Standards

North Star windows have been tested by an independent laboratory for air, water, structural and thermal performance requirements.



Factory Assembled Bay and Bow Windows

North Star's unique bay and bow windows include the following features:

- Completely assembled with side jambs, including interior side capping to minimize trimming the cavity most common on bay and bow applications
- Exterior extruded vinyl capping on head and seat
- Head and seat with jambs include edge banding, which allows the option of a reveal when installing the casing trim
- Stretch-wrapped packaging on a shipping skid to avoid damage to the unit
- Air spaces behind window couplers are insulated with fiberglass batt insulation

Our standard head and seat is constructed of maintenance-free, 3/4" white Formica®.

Other Options Include:

- ▶ Medium oak veneer (unfinished). ***We recommend this veneer be waterproofed immediately following installation to provide adequate protection to the finish***
- ▶ 2-1/8" insulated laminated system with exterior extruded vinyl capping
- ▶ **"Grip-Tite"™ CABLE SUPPORT SYSTEM:**
A great alternative for supporting bay and bow windows
Bay or bow windows must be supported to avoid sagging. Failing to do so will void all warranty
- ▶ **BRICKMOLD:**
 - Available only on bay and bow windows without head and seat
 - Used mostly for new construction and walk-in bays and bows

30 Degree Bay Window Size Chart

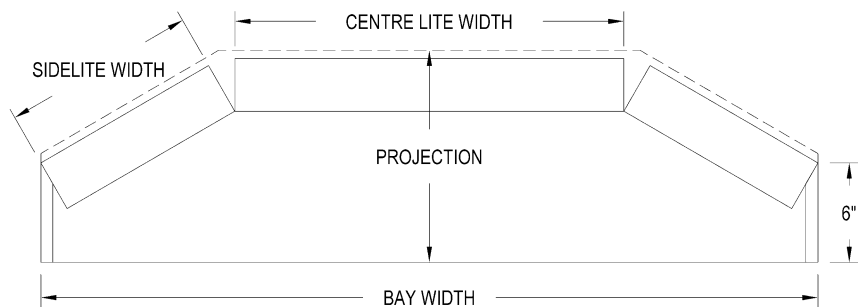
Use the chart below to determine window sizes.

The left column is the total width of the bay window. The sizes shown in the columns next to this are the widths of the side lites and center lites.

When calculating window heights, be sure to deduct 1-1/2" for regular Formica® head and seat, and 4-1/4" for insulated head and seat.

Standard jamb is 6".

Bay Width	Side Lite Width	Centre Lite Width	Total Projection With 6" Jamb
48	12.0000	23.97	12.94
52	13.0000	26.23	13.44
56	14.0000	28.50	13.94
60	15.0000	30.77	14.44
64	16.0000	33.04	14.94
68	17.0000	35.31	15.44
72	18.0000	37.57	15.94
76	19.0000	39.84	16.44
80	20.0000	42.11	16.94
84	21.0000	44.38	17.44
88	22.0000	46.64	17.94
92	23.0000	48.91	18.44
96	24.0000	51.18	18.94
100	25.0000	53.45	19.44
104	26.0000	55.72	19.94
108	27.0000	57.98	20.44
112	28.0000	60.25	20.94
116	29.0000	62.52	21.44
120	30.0000	64.79	21.94
124	31.0000	67.06	22.44
128	32.0000	69.32	22.94
132	33.0000	71.59	23.44
136	34.0000	73.86	23.94
140	35.0000	76.13	24.44
144	36.0000	78.40	24.94



45 Degree Bay Window Size Chart

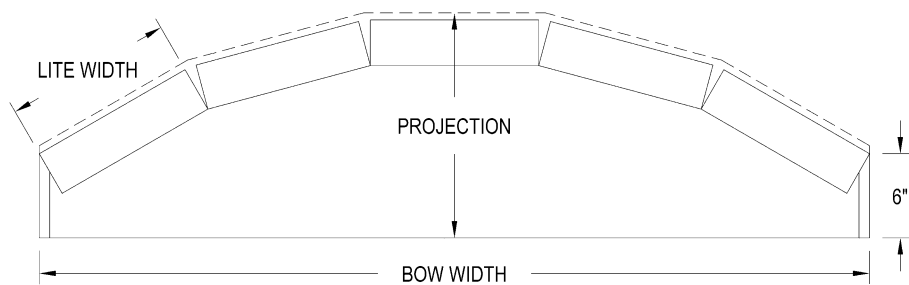
Use the chart below to determine window sizes.

The left column is the total width of the bay window. The sizes shown in the columns next to this are the widths of the side lites and center lites.

When calculating window heights, be sure to deduct 1-1/2" for regular Formica® head and seat, and 4-1/4" for insulated head and seat.

Standard jamb is 6".

TOTAL WIDTH	10 DEGREE		15 DEGREE		20 DEGREE	
	Lite Width	Total Projection With 6" Jamb	Lite Width	Total Projection With 6" Jamb	Lite Width	Total Projection With 6" Jamb
60	11.92	12.84	12.15	16.16	12.65	19.72
64	12.74	13.27	13.01	16.81	13.56	20.61
68	13.57	13.69	13.87	17.46	14.47	21.51
72	14.39	14.12	14.73	18.11	15.37	22.40
76	15.21	14.54	15.59	18.76	16.28	23.29
80	16.04	14.97	16.44	19.41	17.19	24.19
84	16.86	15.39	17.30	20.07	18.09	25.08
88	17.69	15.82	18.16	20.72	19.00	25.97
92	18.51	16.24	19.02	21.37	19.91	26.87
96	19.34	16.67	19.87	22.02	20.81	27.76
100	20.16	17.09	20.73	22.67	21.72	28.65
104	20.99	17.52	21.59	23.32	22.63	29.54
108	21.81	17.94	22.45	23.97	23.53	30.44
112	22.64	18.37	23.30	24.62	24.44	31.33
116	23.46	18.80	24.16	25.27	25.35	32.22
120	24.29	19.22	25.02	25.92	26.25	33.12
124	25.11	19.65	25.88	26.57	27.16	34.01
128	25.94	20.07	26.73	27.22	28.07	34.90
132	26.76	20.50	27.59	27.88	28.97	35.80
136	27.59	20.92	28.45	28.53	29.88	36.69
140	28.41	21.35	29.31	29.18	30.79	37.58
144	29.24	21.77	30.17	29.83	31.69	38.47



4-Lite Bow Window Size Chart

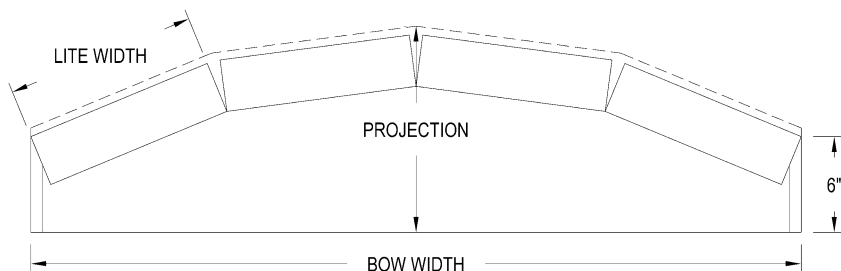
Use the chart below to determine window sizes.

The left column is the total width of the bay window. The sizes shown in the columns next to this are the widths of the side lites and center lites.

When calculating window heights, be sure to deduct 1-1/2" for regular Formica® head and seat, and 4-1/4" for insulated head and seat.

Standard jamb is 6".

TOTAL WIDTH	10 DEGREE		15 DEGREE		20 DEGREE	
	Lite Width	Total Projection With 6" Jamb	Lite Width	Total Projection With 6" Jamb	Lite Width	Total Projection With 6" Jamb
60	14.86	11.75	15.01	14.45	15.33	17.27
64	15.88	12.10	16.05	14.98	16.41	17.99
68	16.90	12.46	17.10	15.52	17.49	18.72
72	17.92	12.81	18.14	16.06	18.57	19.45
76	18.94	13.16	19.19	16.59	19.65	20.18
80	19.96	13.52	20.23	17.13	20.73	20.90
84	20.98	13.87	21.28	17.66	21.81	21.63
88	22.00	14.22	22.32	18.20	22.90	22.36
92	23.02	14.57	23.36	18.73	23.98	23.09
96	24.03	14.93	24.41	19.27	25.06	23.82
100	25.05	15.28	25.45	19.80	26.14	24.54
104	26.07	15.63	26.50	20.34	27.22	25.27
108	27.09	15.98	27.54	20.88	28.30	26.00
112	28.11	16.34	28.59	21.41	29.38	26.73
116	29.13	16.69	29.63	21.95	30.46	27.46
120	30.15	17.04	30.67	22.48	31.54	28.18
124	31.17	17.39	31.72	23.02	32.62	28.91
128	32.19	17.75	32.76	23.55	33.70	29.64
132	33.21	18.10	33.81	24.09	34.78	30.37
136	34.23	18.45	34.85	24.63	35.86	31.10
140	35.25	18.81	35.89	25.16	36.94	31.82
144	36.27	19.16	36.94	25.70	38.02	32.55



5-Lite Bow Window Size Chart

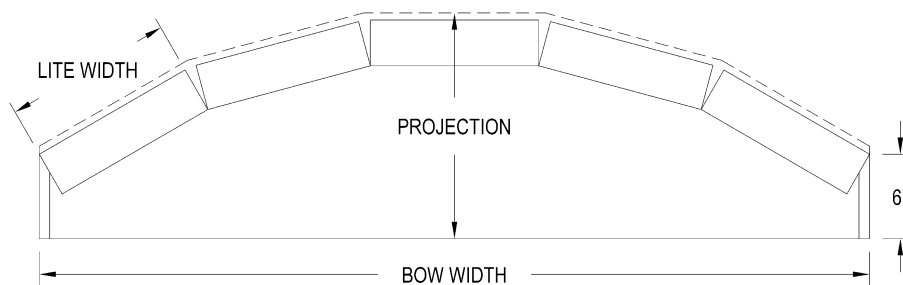
Use the chart below to determine window sizes.

The left column is the total width of the bay window. The sizes shown in the columns next to this are the widths of the side lites and center lites.

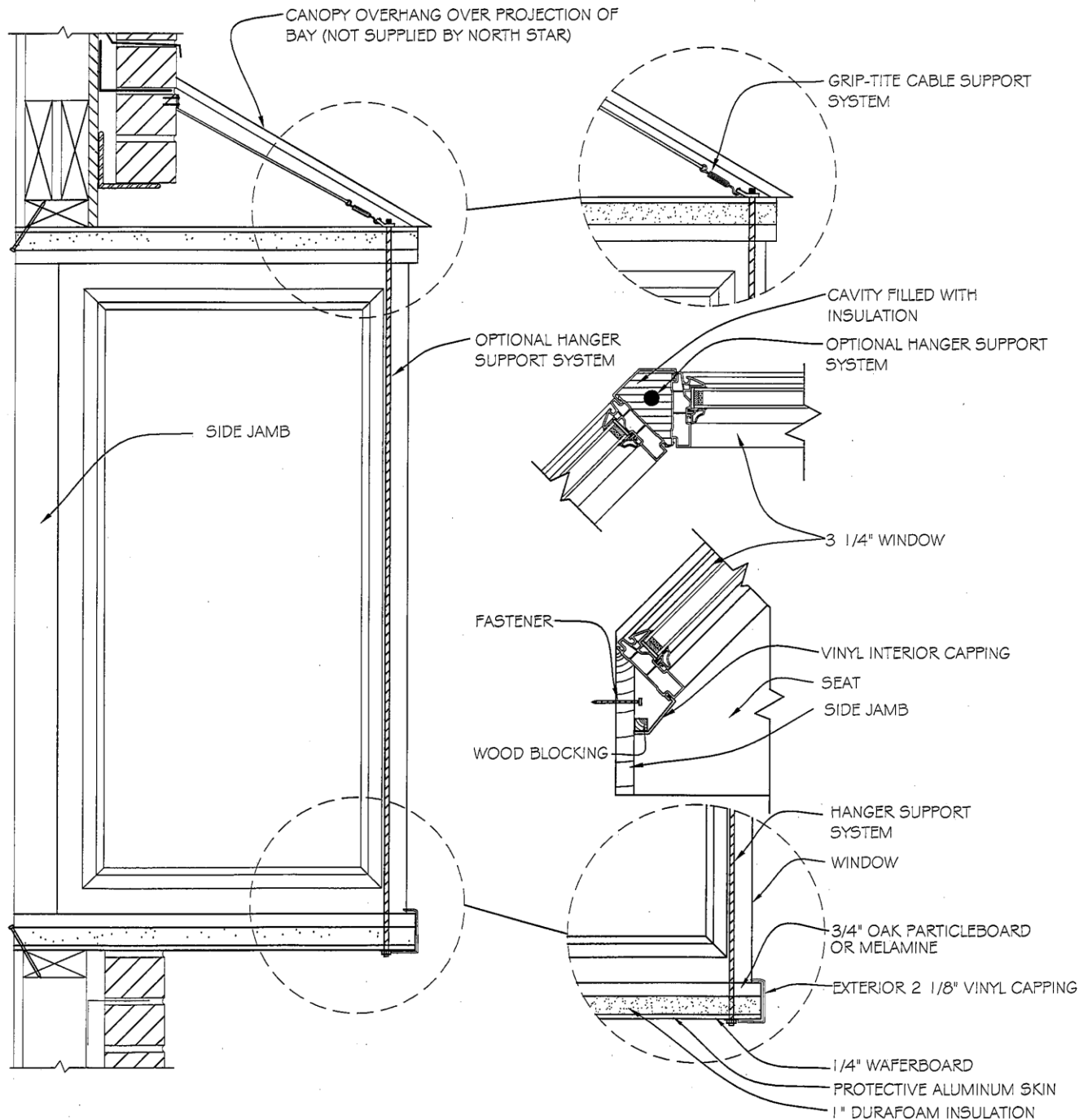
When calculating window heights, be sure to deduct 1-1/2" for regular Formica® head and seat, and 4-1/4" for insulated head and seat.

Standard jamb is 6".

TOTAL WIDTH	10 DEGREE		15 DEGREE		20 DEGREE	
	Lite Width	Total Projection With 6" Jamb	Lite Width	Total Projection With 6" Jamb	Lite Width	Total Projection With 6" Jamb
60	11.92	12.84	12.15	16.16	12.65	19.72
64	12.74	13.27	13.01	16.81	13.56	20.61
68	13.57	13.69	13.87	17.46	14.47	21.51
72	14.39	14.12	14.73	18.11	15.37	22.40
76	15.21	14.54	15.59	18.76	16.28	23.29
80	16.04	14.97	16.44	19.41	17.19	24.19
84	16.86	15.39	17.30	20.07	18.09	25.08
88	17.69	15.82	18.16	20.72	19.00	25.97
92	18.51	16.24	19.02	21.37	19.91	26.87
96	19.34	16.67	19.87	22.02	20.81	27.76
100	20.16	17.09	20.73	22.67	21.72	28.65
104	20.99	17.52	21.59	23.32	22.63	29.54
108	21.81	17.94	22.45	23.97	23.53	30.44
112	22.64	18.37	23.30	24.62	24.44	31.33
116	23.46	18.80	24.16	25.27	25.35	32.22
120	24.29	19.22	25.02	25.92	26.25	33.12
124	25.11	19.65	25.88	26.57	27.16	34.01
128	25.94	20.07	26.73	27.22	28.07	34.90
132	26.76	20.50	27.59	27.88	28.97	35.80
136	27.59	20.92	28.45	28.53	29.88	36.69
140	28.41	21.35	29.31	29.18	30.79	37.58
144	29.24	21.77	30.17	29.83	31.69	38.47

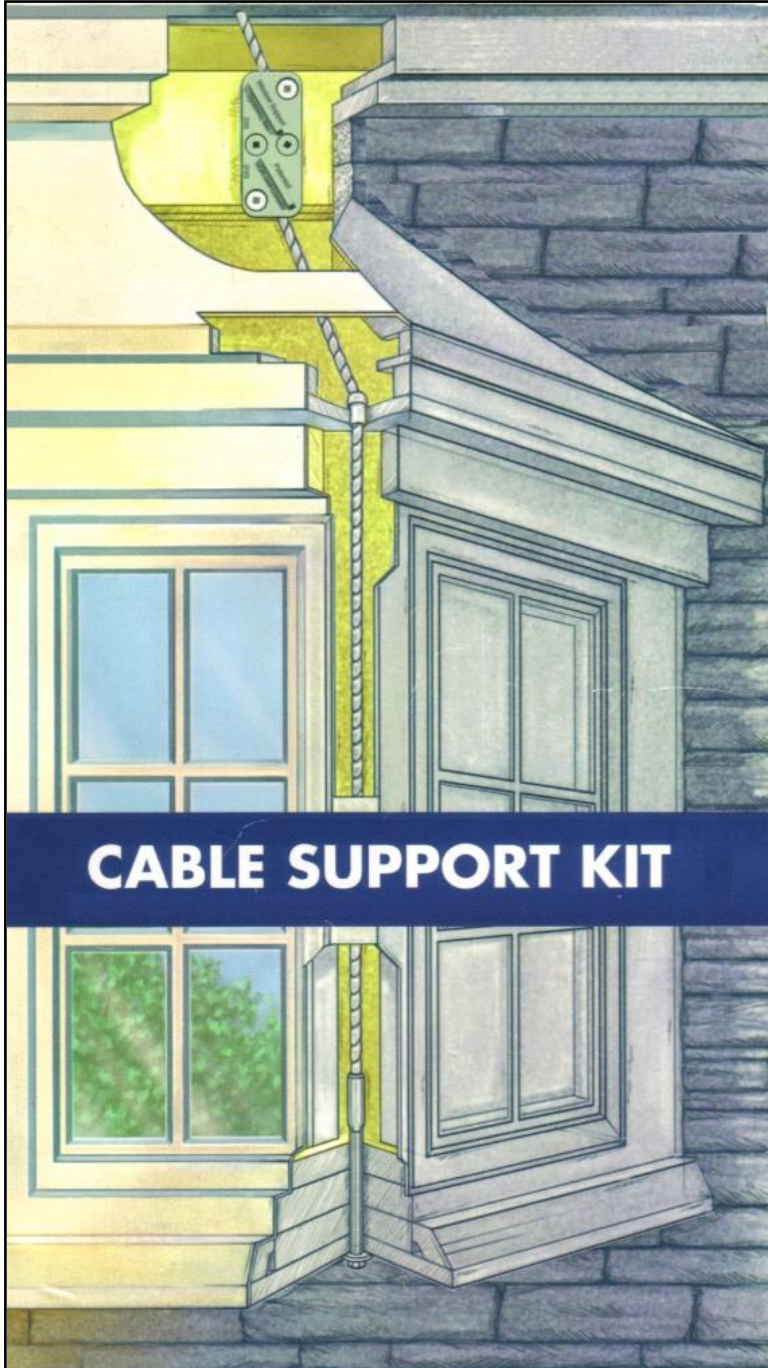


Bay Window Installation Details



Note: All bay and bow windows must be supported to avoid sagging; failure to do so will void all warranty.

Cable Support System for Projection Windows – 1000 Series



The Cable Support System, featuring the straight line clamp is used to secure the cable to the window. The unique design features a “no-slip” function that locks the cable in place. This is key!

With other types of cable systems, a loop is formed. Should a problem develop afterwards, the weight of the window will collapse that loop – no matter how tightly it is drawn at installation – and the sagging problem will still occur.

With the straight line clamp, the cable is taut at final installation, and will remain that way. With the use of a cable support system, all sagging problems are virtually eliminated!

Caution:

Always use additional means of supporting the window during installation of Cable Support Systems.

CABLE SUPPORT KIT

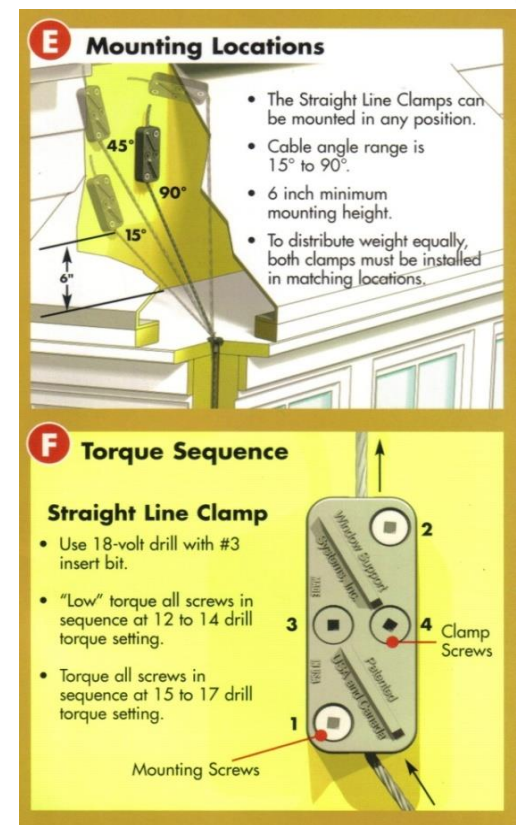
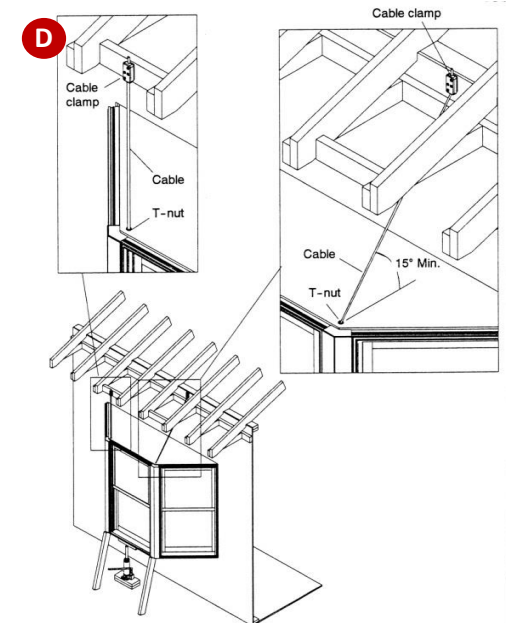
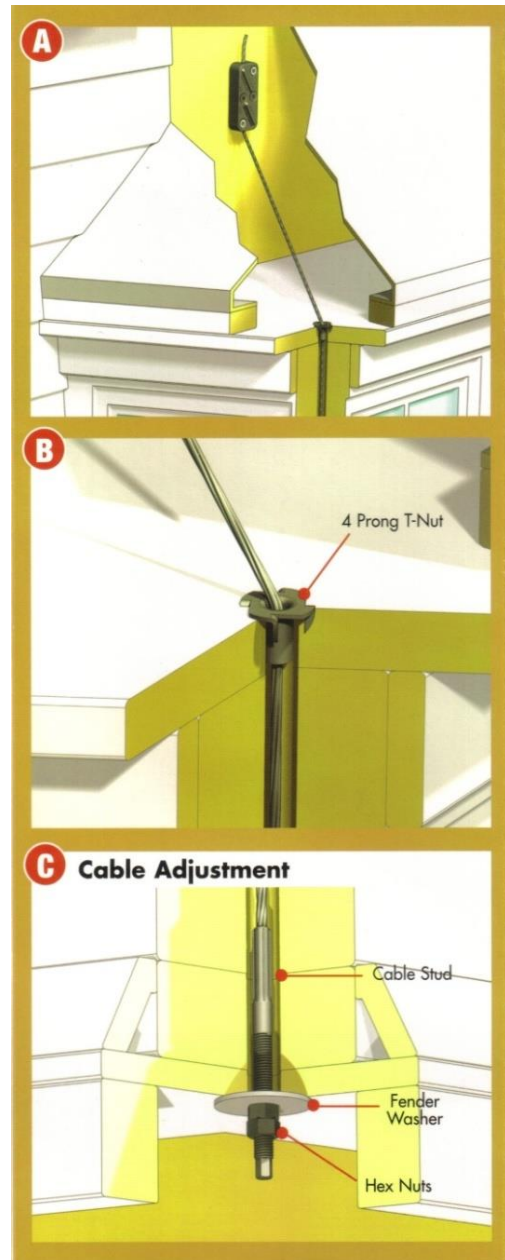
Installation Instructions

Straight Line Clamp

1. Select the mounting locations for the Straight Line Clamps. **A, D, E**
2. Holding clamps in place, drive the mounting screws (#12 x 3" wood screws) halfway in, making sure the screws are straight. This will allow free operation of the clamps during cable installation.
Note: The appropriate size Robertson bit is included with the cable support system. **E**
3. Check to ensure that the cable hex nuts have been placed 1" from the end of the threaded cable end. If not, adjust hex nut to the 1" specification. This requirement is for final adjustment purposes. **C**
4. With window level, pull cables up and through the Straight Line Clamp. **A, F**
5. With cables set to the correct distance, secure the Straight Line Clamps. **F**
6. Setting 18-volt drill to medium torque (12 to 14) while holding the cables tight through the clamps, evenly torque the four screws on each clamp. Then, set the drill to a higher torque (15 to 17) and, torque all screws in sequence. **F**
7. After cables are secure, adjust cable tension using pliers to hold threaded end of the cable. This will keep the cable from twisting as the hex nuts are tightened with a 1/2" wrench. Position window slightly above level so that only downward adjusting is required. Do not cut the threaded end of the cable as this will prevent future adjustment should it be needed. **C**

Position window slightly above level so that only downward adjusting is required.

Note: Double check for level and square before securing window to rough opening



Maximum and Minimum Sizes

Size Limitations			
Window Type		Minimum Overall Size	Maximum One Way
1071 Picture (No Sash)	Double Glazed	10"X10"	132" of 30 sq.ft.*
	Triple Glazed	N/A	130" or 22 sq. Ft.
1072 Picture (With Sash)	Double Glazed	12"X12"	132" x 40 sq. Ft.
	Triple Glazed	N/A	130" or 30 sq. Ft.
1171 Casement	Double Glazed	14-3/4"X17"	Max. 108 U.I.(width plus height) Width cannot be greater than 36" Height can not be greater than 78"
	Triple Glazed	14-3/4"X17"	Max. 98 U.I.(width plus height) Width cannot be greater than 36" Height can not be greater than 78"
1173 Awning	Double Glazed	21"X14-3/4"	Max. 108 U.I.(width plus height) Width cannot be greater than 60" Height can not be greater than 60"
	Triple Glazed	21"X14-3/4"	Max. 96 U.I.(width plus height) Width cannot be greater than 60" Height can not be greater than 60"
1271 Double Hung Tilt	Double Glazed	12"X22"	Max. 120 U.I.(width plus height) Width cannot be greater than 48" Height can not be greater than 78"
	Triple Glazed	12"X22"	Max. 104 U.I.(width plus height) Width cannot be greater than 42" Height can not be greater than 78"
1272 Double Slider Tilt	Double Glazed	22"X12"	Max. 126 U.I.(width plus height) Width cannot be greater than 78" Height can not be greater than 54"
	Triple Glazed	22"X12"	Max. 106 U.I.(width plus height) Width cannot be greater than 78" Height can not be greater than 54"
1273 Double Slider Liftout	Double Glazed	22"X13"	Max. 132 U.I.(width plus height) Width cannot be greater than 78" Height can not be greater than 60"
	Triple Glazed	22"X13"	Max. 114 U.I.(width plus height) Width cannot be greater than 78" Height can not be greater than 54"
1371 Single Hung Tilt	Double Glazed	13"X21"	Max. 120 U.I.(width plus height) Width cannot be greater than 48" Height can not be greater than 78"
	Triple Glazed	13"X21"	Max. 104 U.I.(width plus height) Width cannot be greater than 42" Height can not be greater than 78"

Size Limitations			
Window Type		Minimum Overall Size	Maximum One Way
1372 Single Slider Liftout/ 1373 Reverse Single Slider Lift Out	Double Glazed	22"X13"	Max. 132 U.I.(width plus height) Width cannot be greater than 78" Height can not be greater than 60"
	Triple Glazed	22"X13"	Max. 114 U.I.(width plus height) Width cannot be greater than 78" Height can not be greater than 54"
1374 3-Lite (End Vent)	Double Glazed	48"X13"	Max. 168 U.I.(width plus height) Width cannot be greater than 120" Height can not be greater than 60"
	Triple Glazed	48"X13"	Max. 144 U.I.(width plus height) Width cannot be greater than 108" Height can not be greater than 54"
1377 picture (single frame)	Double glazed	13"x13"	132" or 40 sq.ft. *
	Triple glazed	N/A	20 sq. Ft.

***Some glass options will have other size restrictions**



North Star Egress Windows – CANADA – 1000 Series

STYLE #1171 – CASEMENT (STANDARD HARDWARE)				
Min. Width Frame	Min. Height Frame	Example Window Size 3.8 sq. ft. opening	Formula (Use this formula to determine sq. footage of an opening)	
			Width	Height
24 13/16"	21"	24 13/16" x 41 1/4"	- 9 13/16"	- 4 3/4"
STYLE #1171 – CASEMENT (*EGRESS HARDWARE)				
22 1/4"	19 3/4"	22 1/4" x 41 1/4"	- 7 1/4"	- 4 3/4"

STYLE #1271 – DOUBLE HUNG TILT				
Min. Width Frame	Min. Height Frame	Example Window Size 3.8 sq. ft. opening	Formula (Use this formula to determine sq. footage of an opening)	
			Width	Height
20 1/8"	43 1/2"	32" x 55"	- 5 1/8"	(x.5) - 5 5/8"

STYLE #1371 – SINGLE HUNG TILT				
Min. Width Frame	Min. Height Frame	Example Window Size 3.8 sq. ft. opening	Formula (Use this formula to determine sq. footage of an opening)	
			Width	Height
19 3/4"	45"	32" x 55 1/4"	- 4 3/4"	(x.5) - 5 3/4"

STYLE #1272 – DOUBLE SLIDER TILT OR STYLE #1273 – DOUBLE SLIDER LIFTOUT				
Min. Width Frame	Min. Height Frame	Example Window Size 3.8 sq. ft. opening	Formula (Use this formula to determine sq. footage of an opening)	
			Width	Height
43"	20 1/4"	48" x 36 3/4"	(x.5) - 6 1/2"	- 5 1/4"

STYLE #1372 – SINGLE SLIDER LIFTOUT				
Min. Width Frame	Min. Height Frame	Example Window Size 3.8 sq. ft. opening	Formula (Use this formula to determine sq. footage of an opening)	
			Width	Height
40"	19 3/4"	46" x 35 1/4"	(x.5) - 5"	- 4 3/4"

Please Note:

Opening sizes shown are based on standard manufacturing allowance opening of the sashes.

Vertical and horizontal sliding windows may be altered by trimming the vinyl sash stops to meet minimum openings or square footage requirements. Consult your North Star Representative.

All operators which slide are calculated with 50/50 split.

Opening sizes decrease when CMR is off-centered.

When calculating sizes other than the examples shown, use the formula to determine the size of the opening. Windows cannot be smaller than the minimum widths and heights shown.

e.g. – Casement window 28(w) x 40(h)

28(w)-9 13/16"=18 3/16" 40(h)-4 3/4"-35 1/4" with standard hardware

18 3/16 x 35 1/4"/144=4.45 sq. ft. opening



North Star Egress Windows – UNITED STATES – 1000 Series

STYLE #1171 – CASEMENT (STANDARD HARDWARE)					
Min. Width Frame	Min. Height Frame	Example Window Size		Formula	
		1 st Floor (5.0 sq. ft. opening)	2 nd Floor (5.7 sq. ft. opening)	(Use this formula to determine sq. footage of an opening)	
				Width	Height
30"	29"	30" x 40 1/2"	30" x 46"	- 9 13/16"	- 4 3/4"
STYLE #1171 – CASEMENT (*EGRESS HARDWARE)					
27 1/2"	29"	27 1/2" x 40 1/2"	27 1/2" x 46"	- 7 1/4"	- 4 3/4"

STYLE #1271 – DOUBLE HUNG TILT					
Min. Width Frame	Min. Height Frame	Example Window Size		Formula	
		1 st Floor (5.0 sq. ft. opening)	2 nd Floor (5.7 sq. ft. opening)	(Use this formula to determine sq. footage of an opening)	
				Width	Height
25 1/4"	61 1/2"	35 3/4" x 61"	39" x 62"	- 5 1/8"	(x.5) - 5 5/8"

STYLE #1371 – SINGLE HUNG TILT					
Min. Width Frame	Min. Height Frame	Example Window Size		Formula	
		1 st Floor (5.0 sq. ft. opening)	2 nd Floor (5.7 sq. ft. opening)	(Use this formula to determine sq. footage of an opening)	
				Width	Height
26 3/4"	58 3/4"	37 3/4" x 57"	40 3/4" x 58 3/4"	- 4 3/4"	(x.5) - 5 3/4"

STYLE #1272 – DOUBLE SLIDER TILT OR STYLE #1273 DOUBLE SLIDER LIFTOUT					
Min. Width Frame	Min. Height Frame	Example Window Size		Formula	
		1 st Floor (5.0 sq. ft. opening)	2 nd Floor (5.7 sq. ft. opening)	(Use this formula to determine sq. footage of an opening)	
				Width	Height
53"	59 1/2"	59 1/4" x 36 1/2"	59 3/4" x 40 1/2"	(x.5) - 6 1/2"	- 5 1/4"

STYLE #1372 – SINGLE SLIDER LIFTOUT					
Min. Width Frame	Min. Height Frame	Example Window Size		Formula	
		1 st Floor (5.0 sq. ft. opening)	2 nd Floor (5.7 sq. ft. opening)	(Use this formula to determine sq. footage of an opening)	
				Width	Height
50"	29"	58" x 35"	59 1/2" x 38"	(x.5) - 5"	- 4 3/4"

Please Note:

Opening sizes shown are based on standard manufacturing allowance opening of the sashes.

Vertical and horizontal sliding windows may be altered by trimming the sash stops to help meet minimum openings or square footage requirements. Consult your North Star Representative.

All operators which slide are calculated with 50/50 split.

Opening sizes decrease when CMR is off-centered.

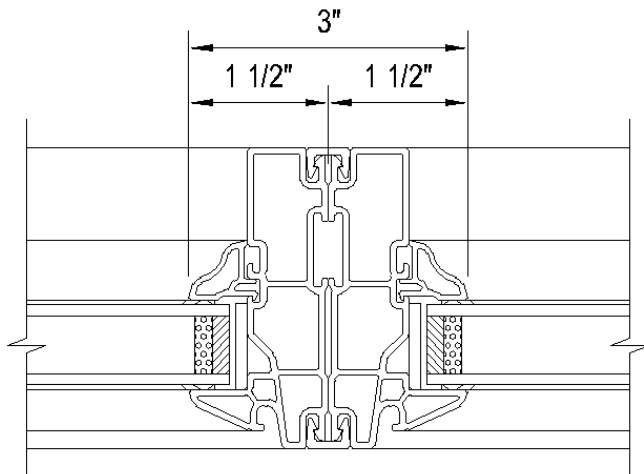
When calculating sizes other than the examples shown, use the formula to determine the size of the opening. Windows cannot be smaller than the minimum widths and heights shown.

e.g. – Casement window 30(w) x 40 1/2(h)

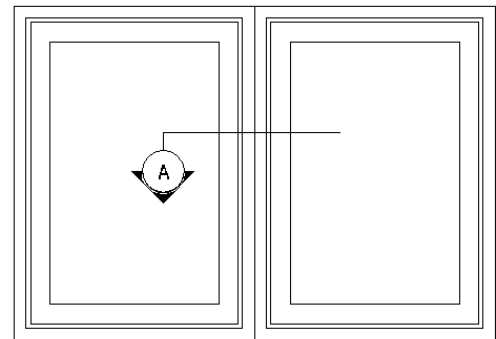
$$30(w) - 9 \frac{13}{16} = 20 \frac{7}{16} \quad 40 \frac{1}{2}(h) - 4 \frac{3}{4} = 34 \frac{3}{4}$$

$$20 \frac{7}{16} \times 35 \frac{3}{4} = 721.70 \div 144 = 5.01 \text{ sq. ft. opening}$$

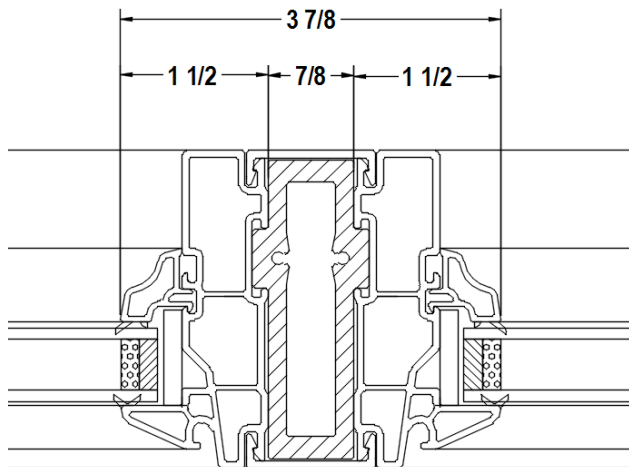
1071 Picture Window (No Sash) - Mullion Details



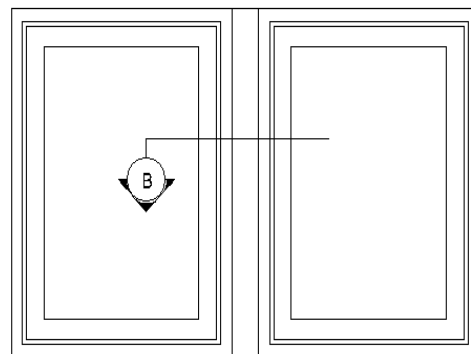
A - FIXED/FIXED
MULLION DETAIL



ELEVATION
EXTERIOR VIEW

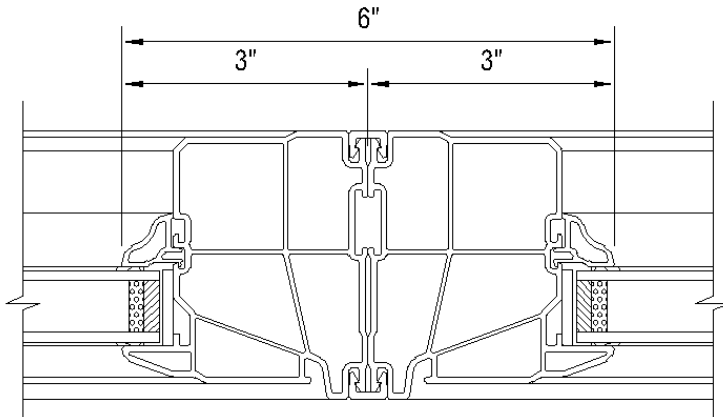


B - FIXED/FIXED
MULLION REINFORCEMENT DETAIL

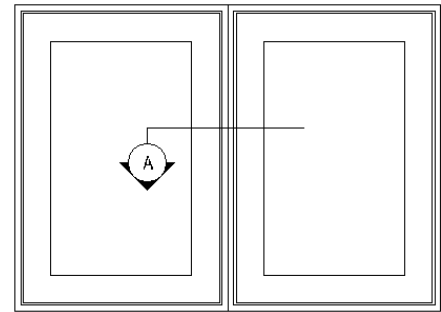


ELEVATION
EXTERIOR VIEW

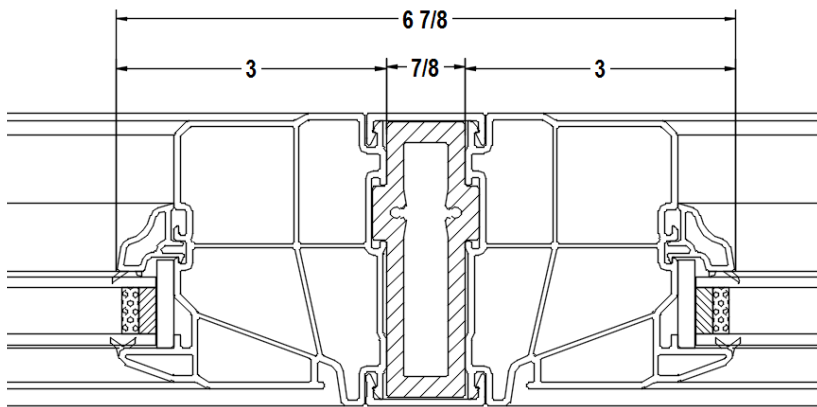
1072 Picture Window (With Sash) - Mullion Details



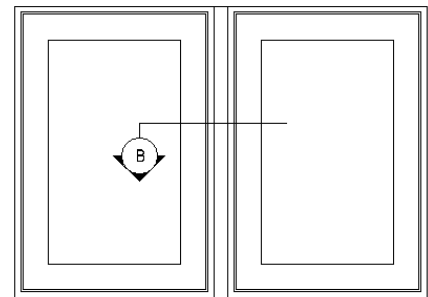
A - PICTURE/PICTURE
MULLION DETAIL



ELEVATION
EXTERIOR VIEW

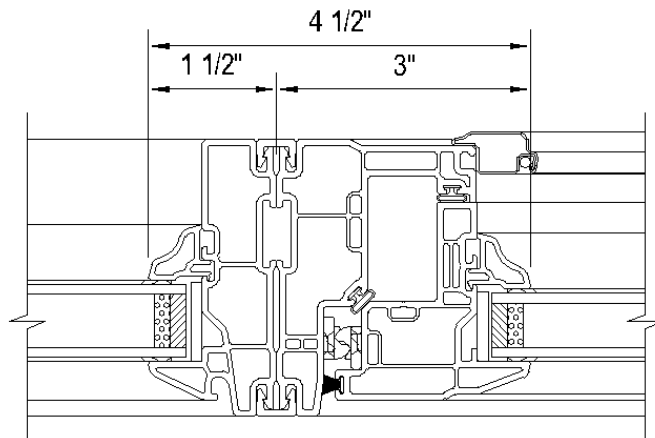


B - PICTURE/PICTURE
MULLION REINFORCEMENT DETAIL

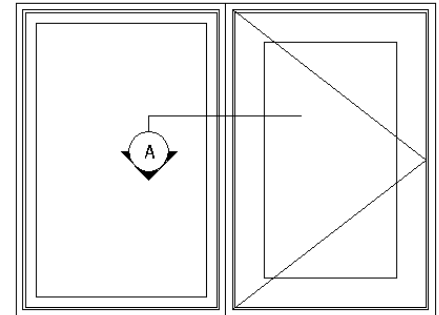


ELEVATION
EXTERIOR VIEW

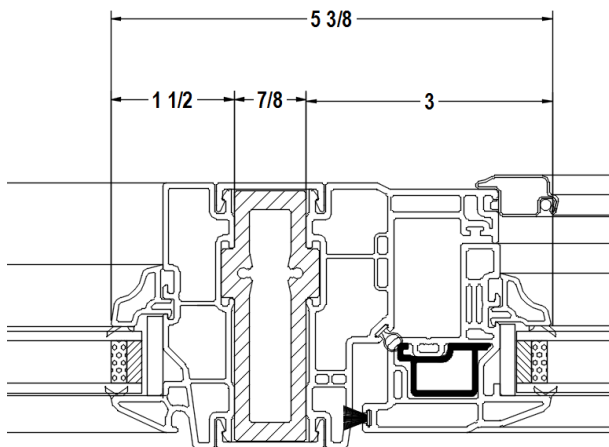
1171 Casement Window – Mullion Details



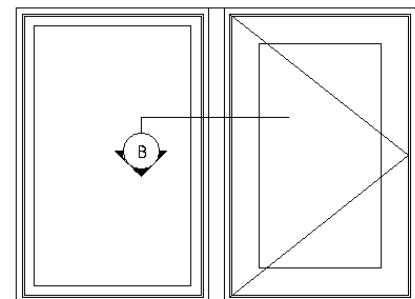
A - FIXED/CASEMENT
MULLION DETAIL



ELEVATION
EXTERIOR VIEW - RIGHT HAND HINGE

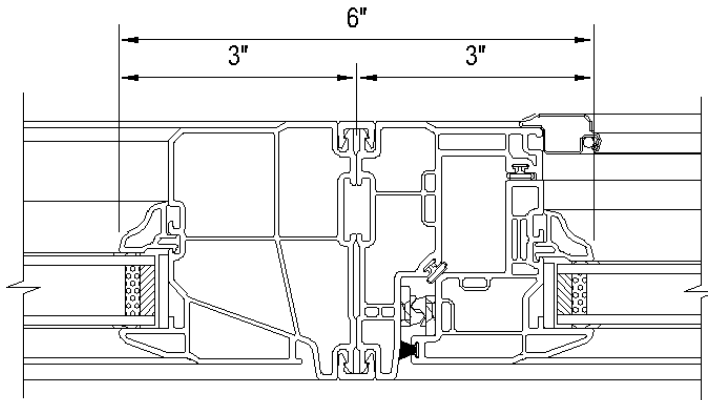


B - FIXED/CASEMENT
MULLION REINFORCEMENT DETAIL

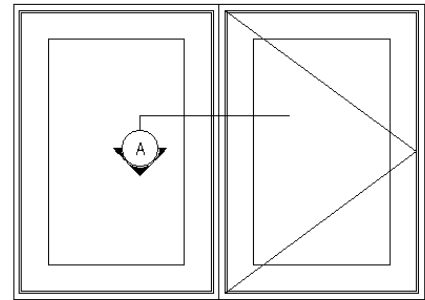


ELEVATION
EXTERIOR VIEW - RIGHT HAND HINGE

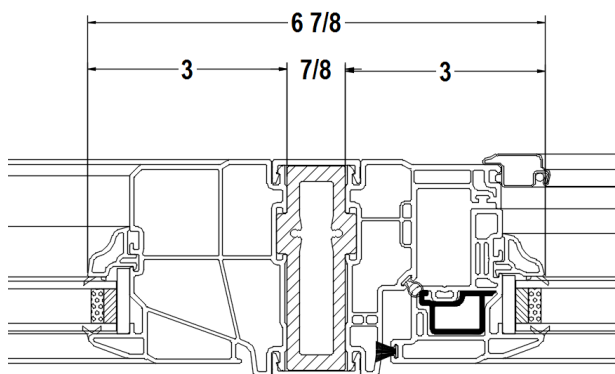
1171 Casement Window – Mullion Details



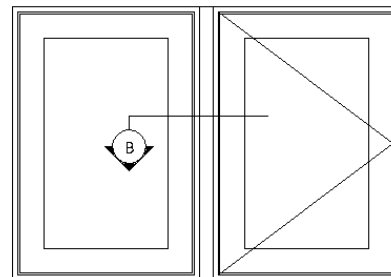
A - PICTURE/CASEMENT
MULLION DETAIL



ELEVATION
EXTERIOR VIEW - RIGHT HAND HINGE

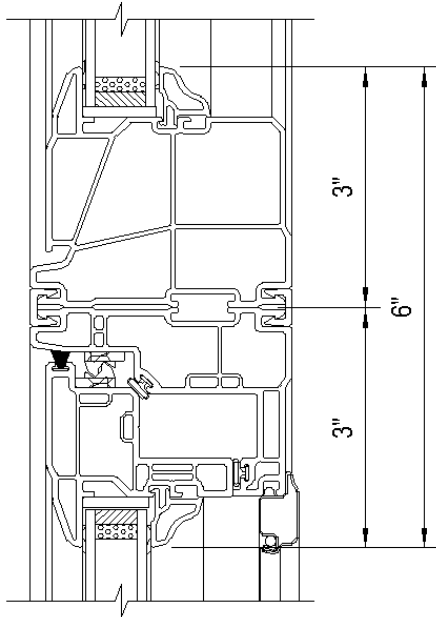


B - PICTURE/CASEMENT
MULLION REINFORCEMENT DETAIL

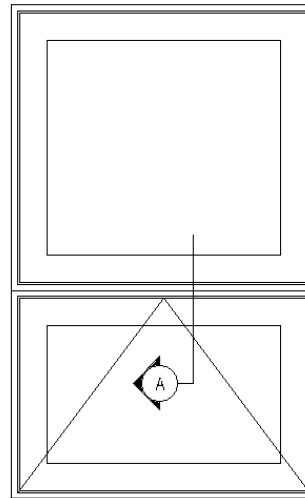


ELEVATION
EXTERIOR VIEW - RIGHT HAND HINGE

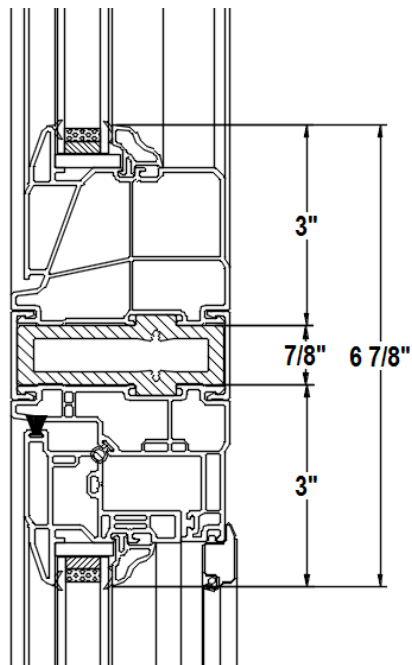
1173 Awning Window - Mullion Details



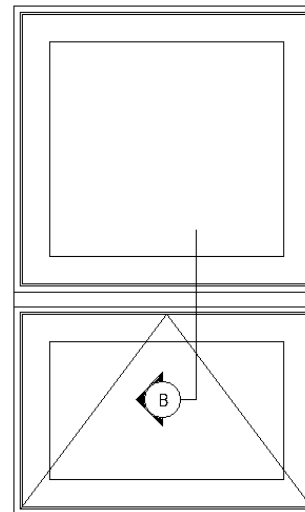
A - PICTURE OVER AWNING
MULLION DETAIL



ELEVATION
EXTERIOR VIEW

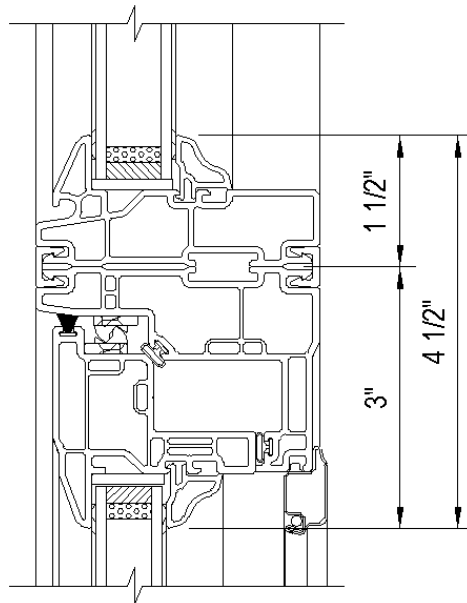


B - PICTURE OVER AWNING
MULLION REINFORCEMENT DETAIL

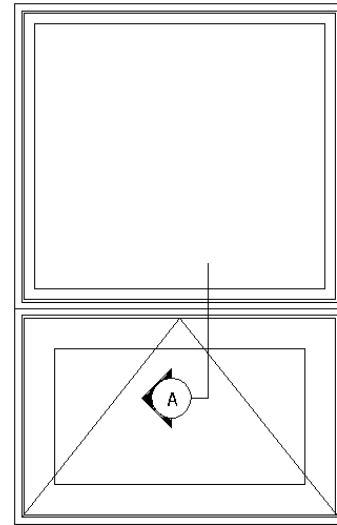


ELEVATION
EXTERIOR VIEW

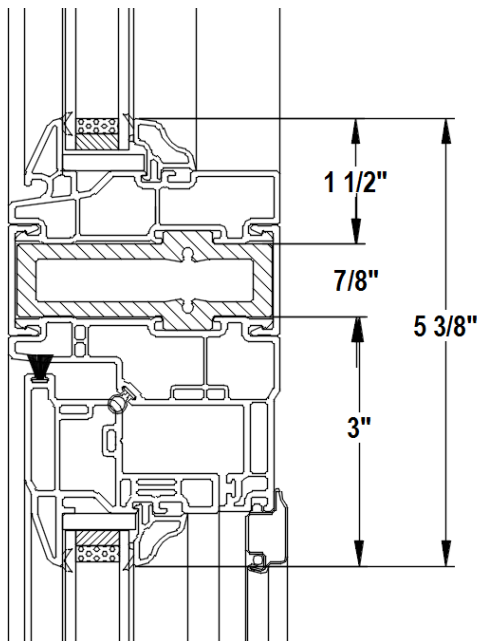
1173 Awning Window - Mullion Details



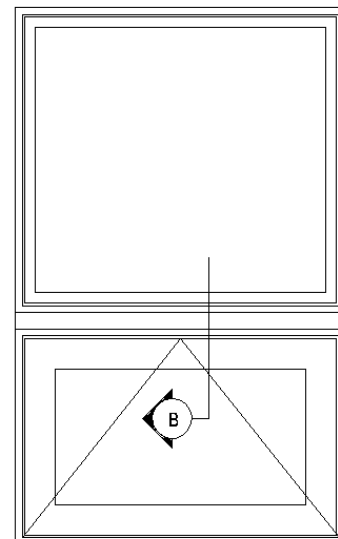
A - FIXED OVER AWNING
MULLION DETAIL



ELEVATION
EXTERIOR VIEW

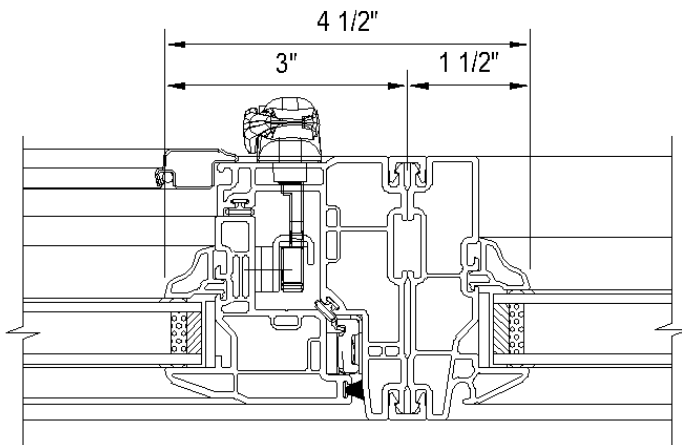


B - FIXED OVER AWNING
MULLION REINFORCEMENT DETAIL

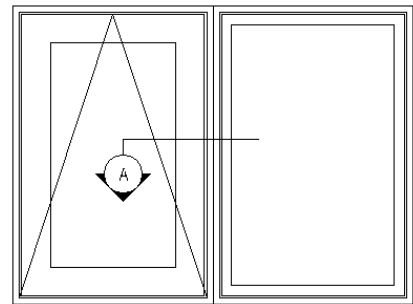


ELEVATION
EXTERIOR VIEW

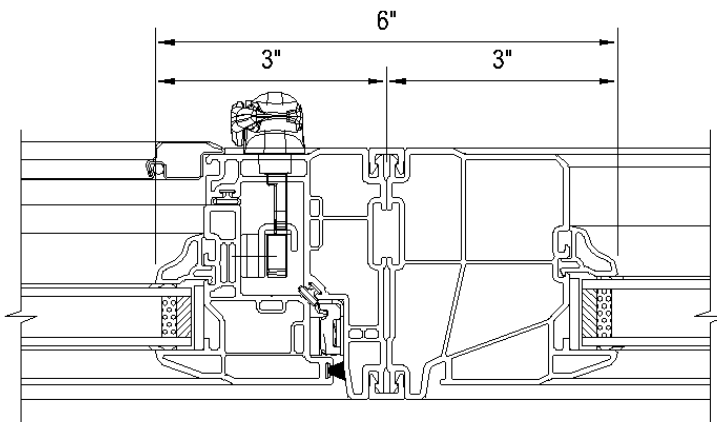
1173 Awning Window - Mullion Details



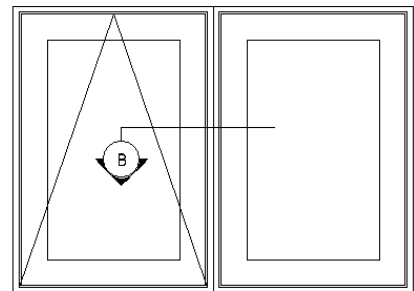
A - AWNING/FIXED
MULLION DETAIL



ELEVATION
EXTERIOR VIEW

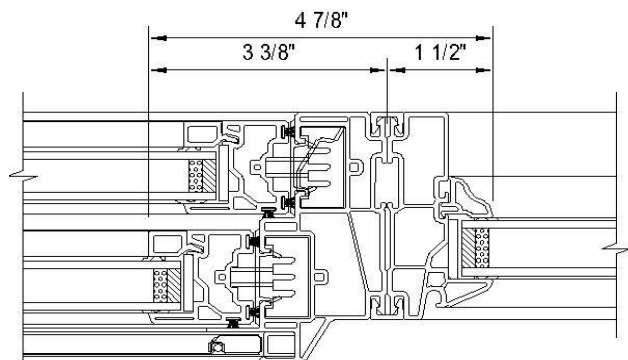


B - AWNING/PICTURE
MULLION DETAIL

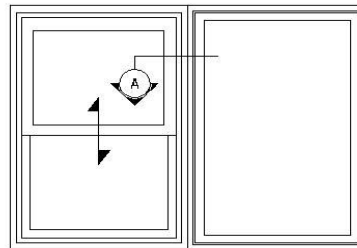


ELEVATION
EXTERIOR VIEW

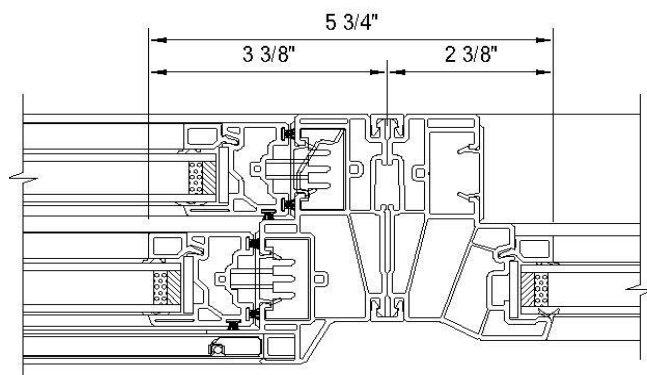
1271 Double Hung Tilt Window - Mullion Details



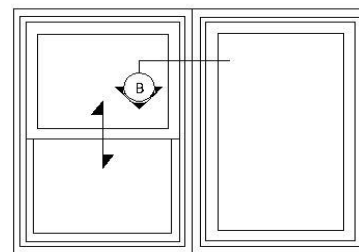
A - DOUBLE HUNG TILT/FIXED
MULLION DETAIL



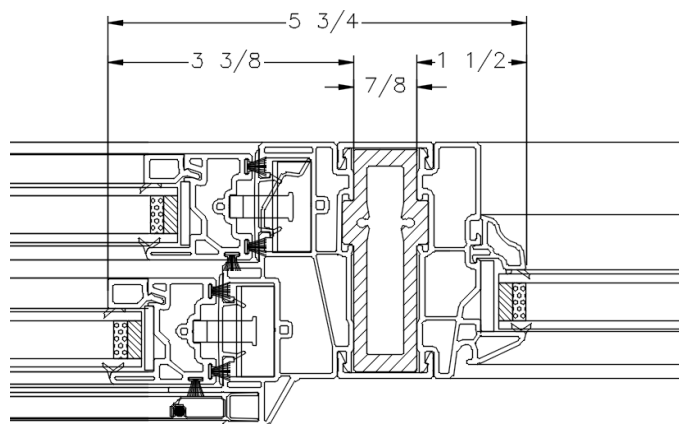
ELEVATION
EXTERIOR VIEW



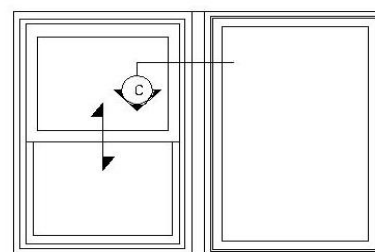
B - DOUBLE HUNG TILT/PICTURE (SINGLES FRAME)
MULLION DETAIL



ELEVATION
EXTERIOR VIEW

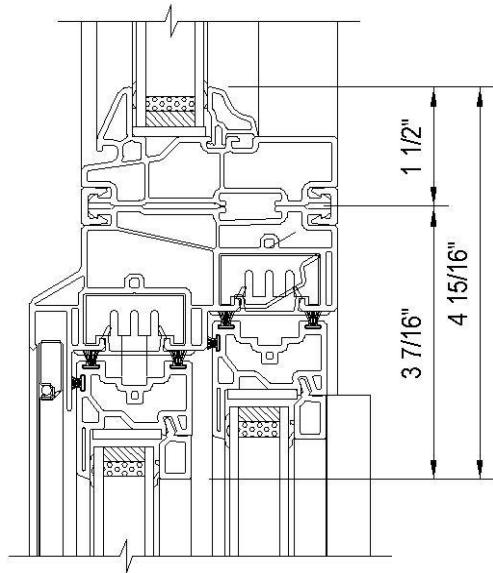


C - DOUBLE HUNG TILT/FIXED
MULLION REINFORCEMENT DETAIL

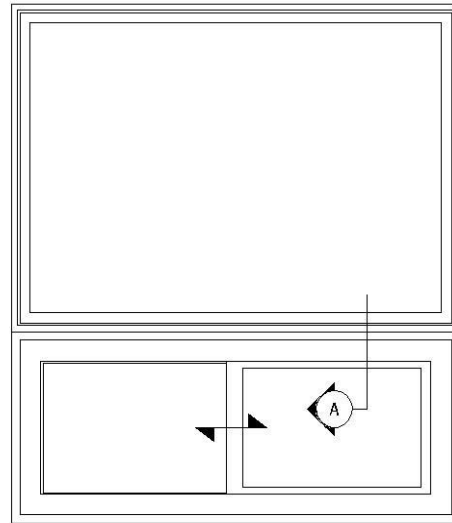


ELEVATION
EXTERIOR VIEW

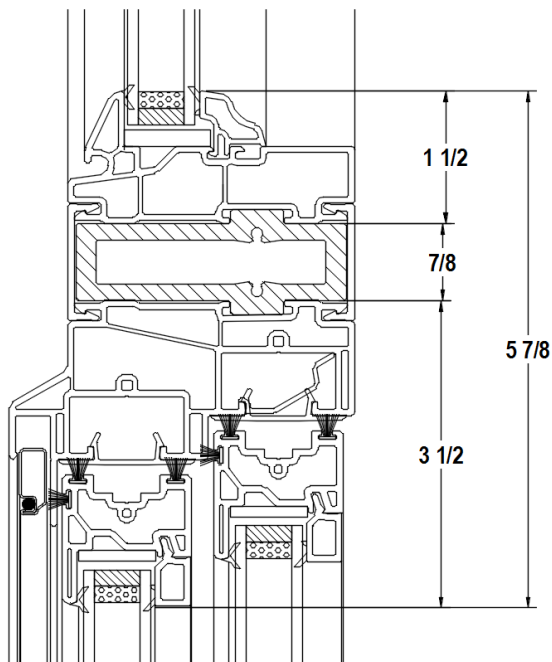
1272 Double Slider Tilt Window - Mullion Details



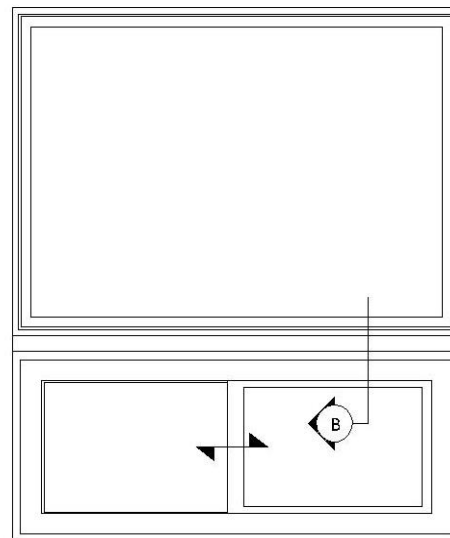
A - FIXED OVER DOUBLE SLIDER TILT
MULLION DETAIL



ELEVATION
EXTERIOR VIEW

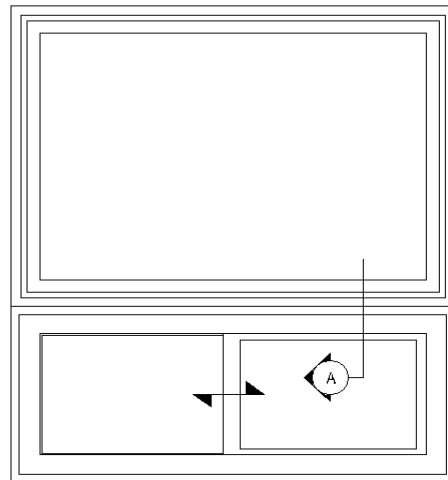
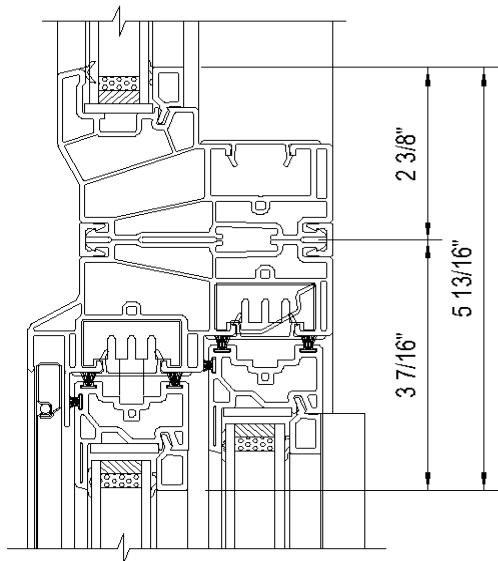


B - FIXED OVER DOUBLE SLIDER TILT
MULLION REINFORCEMENT DETAIL



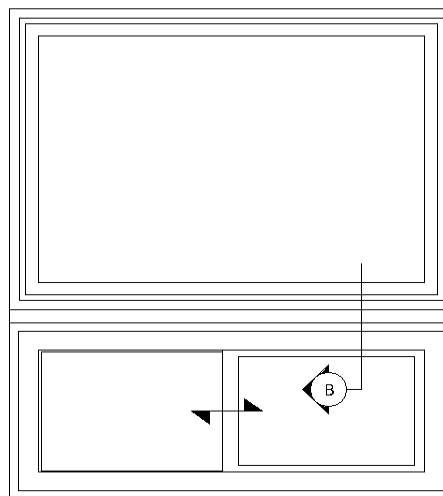
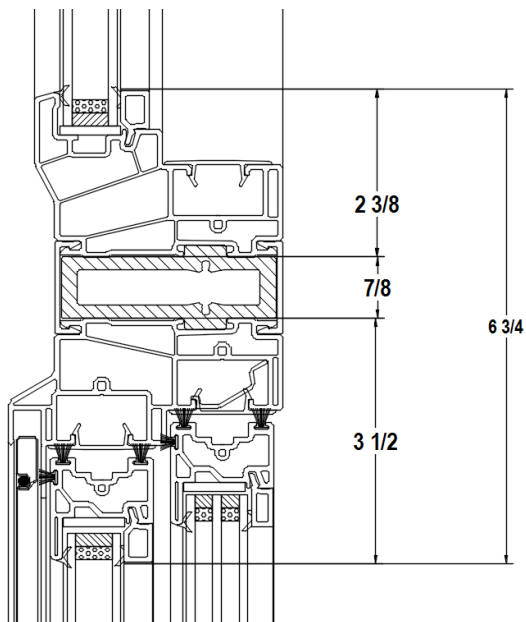
ELEVATION
EXTERIOR VIEW

1272 Double Slider Tilt Window - Mullion Details



ELEVATION
EXTERIOR VIEW

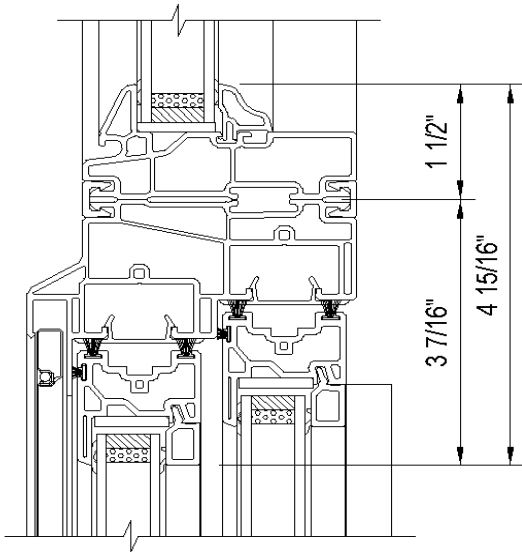
A - PICTURE (SINGLES FRAME) OVER DOUBLE SLIDER TILT
MULLION DETAIL



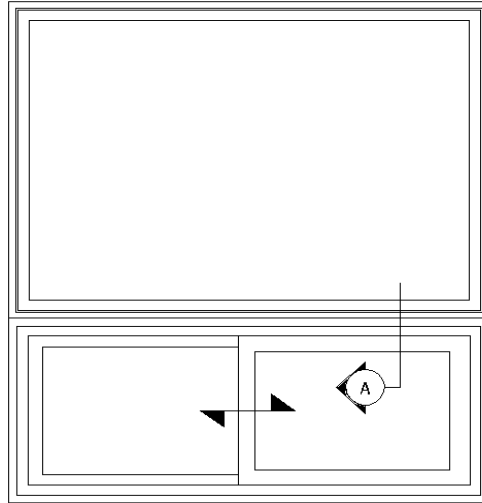
ELEVATION
EXTERIOR VIEW

B - PICTURE (SINGLES FRAME) OVER DOUBLE SLIDER TILT
MULLION REINFORCEMENT DETAIL

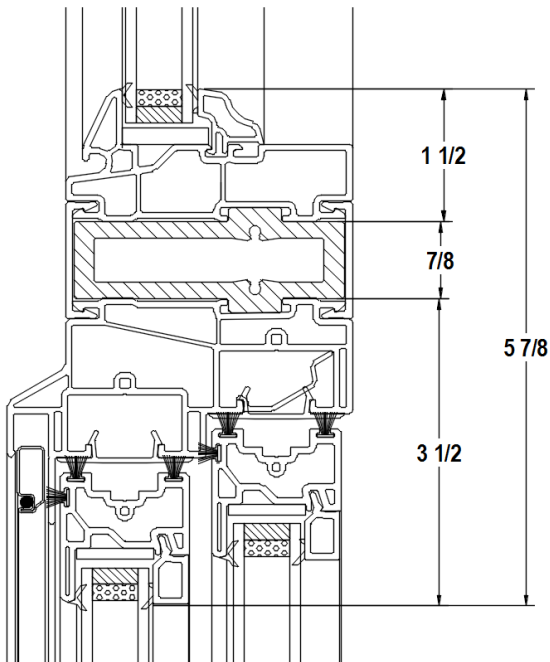
1273 Double Slider Liftout Window – Mullion Details



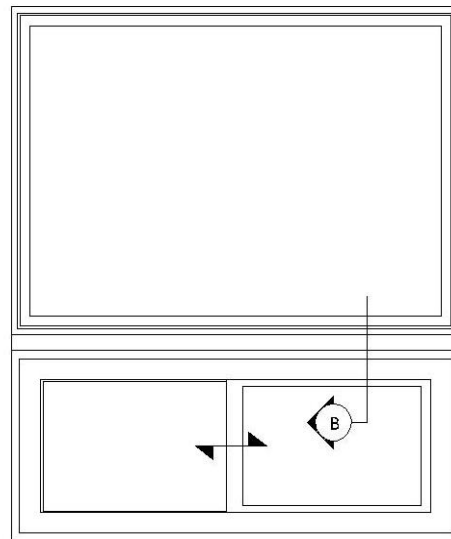
A - FIXED OVER DOUBLE SLIDER LIFTOUT
MULLION DETAIL



ELEVATION
EXTERIOR VIEW

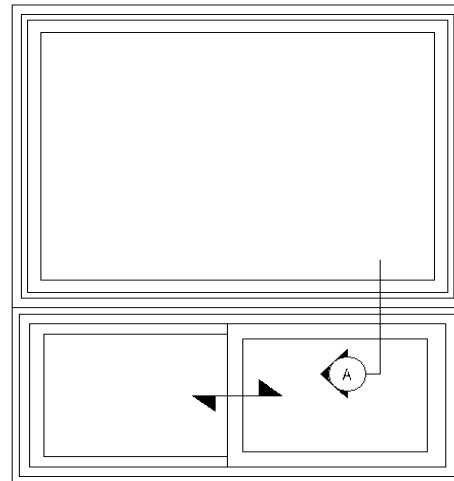
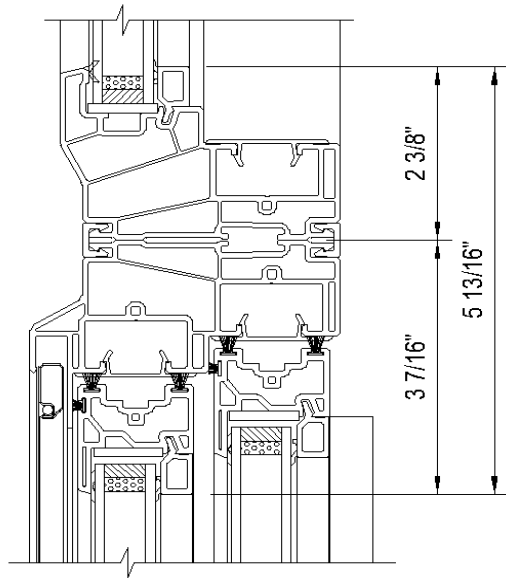


B - FIXED OVER DOUBLE SLIDER TILT
MULLION REINFORCEMENT DETAIL



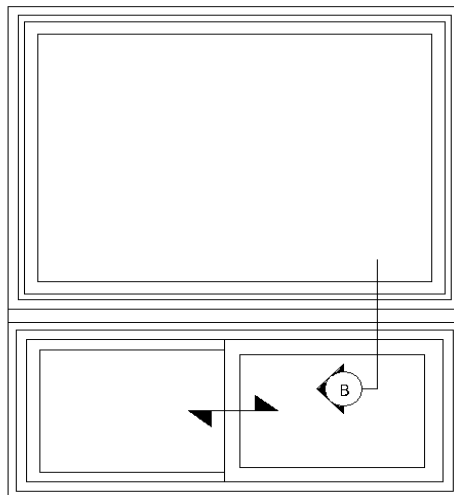
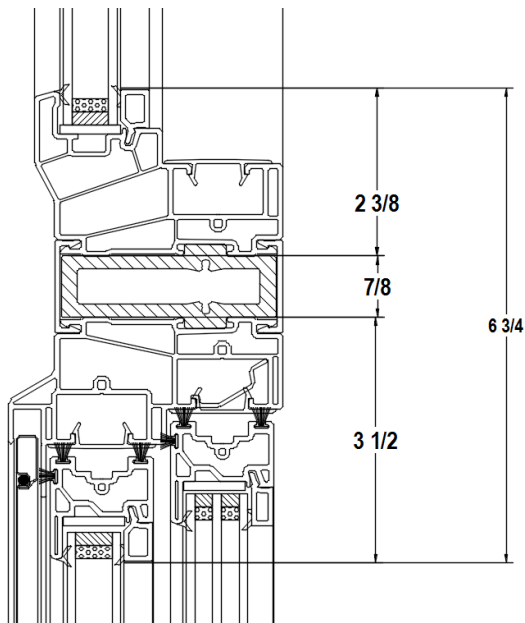
ELEVATION
EXTERIOR VIEW

1273 Double Slider Liftout Window – Mullion Details



ELEVATION
EXTERIOR VIEW

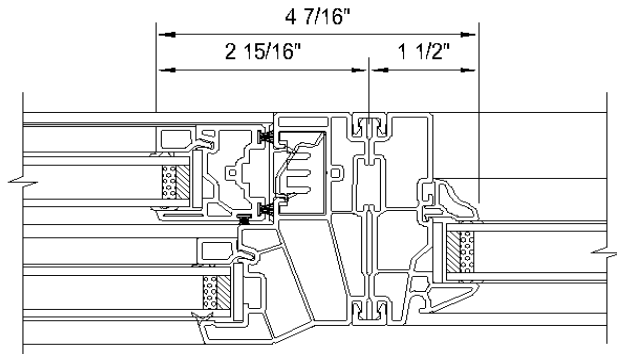
A - PICTURE (SINGLES FRAME) OVER DOUBLE SLIDER LIFTOUT
MULLION DETAIL



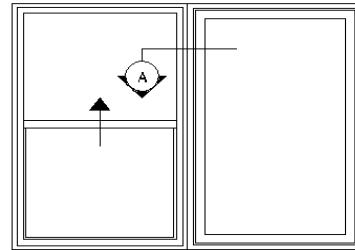
ELEVATION
EXTERIOR VIEW

B - PICTURE (SINGLES FRAME) OVER DOUBLE SLIDER LIFTOUT
MULLION REINFORCEMENT DETAIL

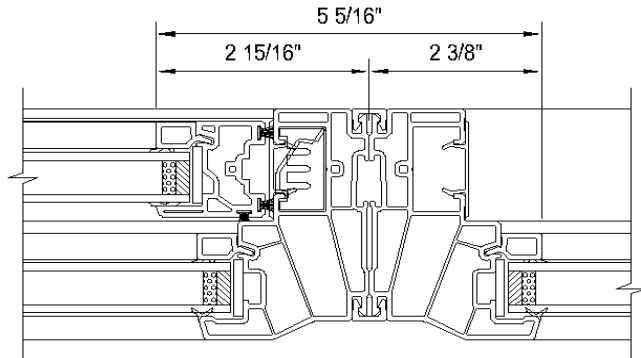
1371 Single Hung Tilt Window – Mullion Details



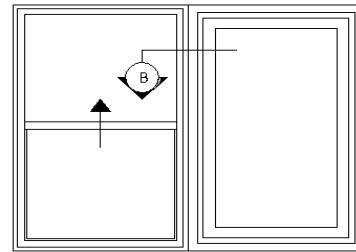
A - SINGLE HUNG TILT/FIXED
MULLION DETAIL



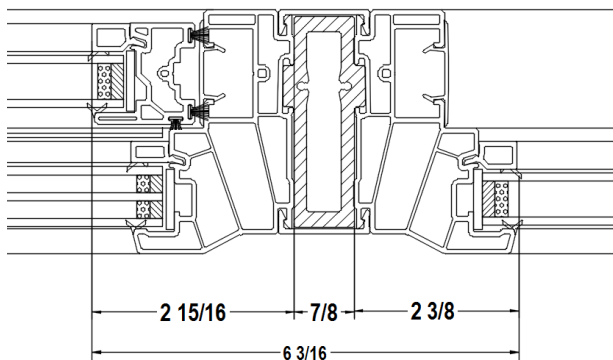
ELEVATION
EXTERIOR VIEW



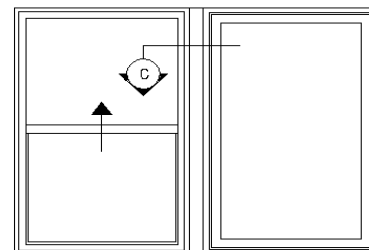
B - SINGLE HUNG TILT/PICTURE (SINGLES FRAME)
MULLION DETAIL



ELEVATION
EXTERIOR VIEW

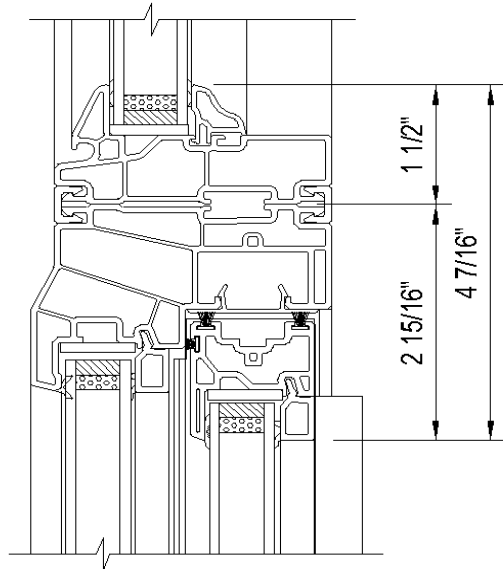


C - SINGLE HUNG TILT/FIXED
MULLION REINFORCEMENT DETAIL

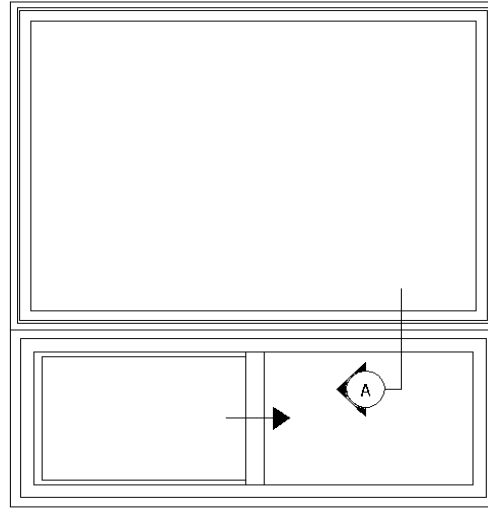


ELEVATION
EXTERIOR VIEW

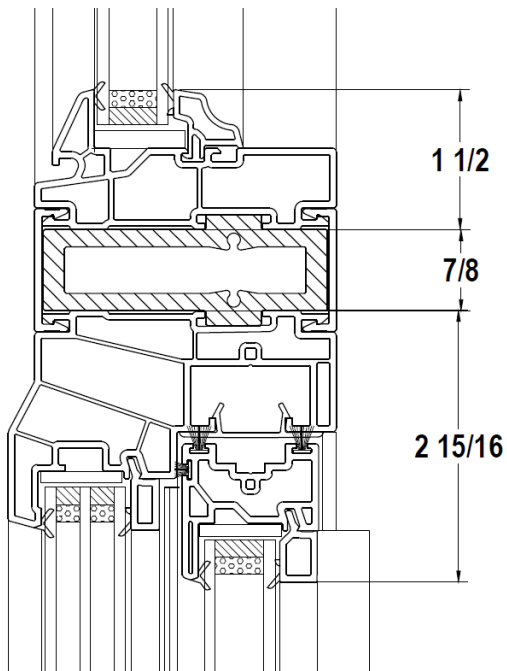
1372 Single Slider Liftout Window - Mullion Details



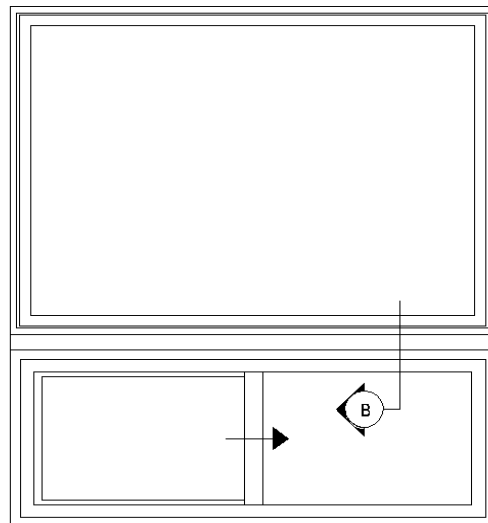
A - FIXED OVER SINGLE SLIDER LIFTOUT
MULLION DETAIL



ELEVATION
EXTERIOR VIEW

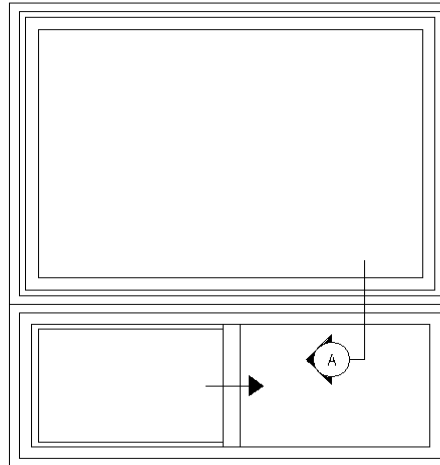
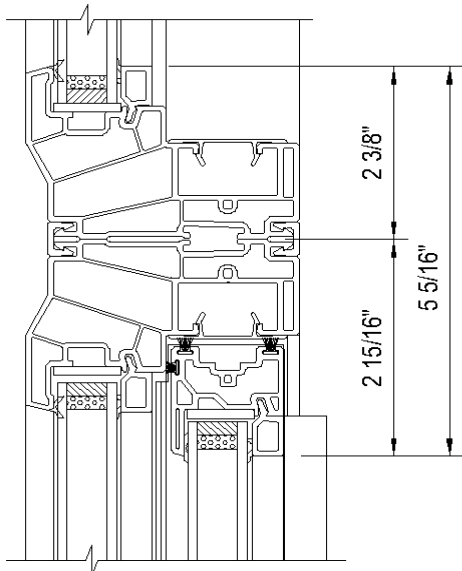


B - FIXED OVER SINGLE SLIDER LIFTOUT
MULLION REINFORCEMENT DETAIL



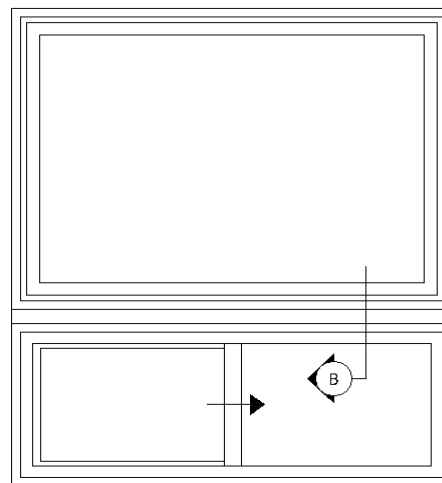
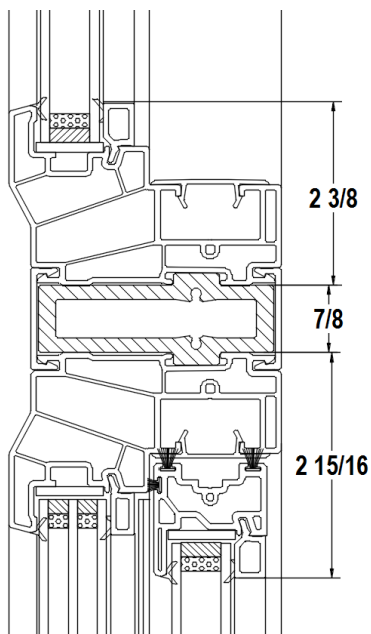
ELEVATION
EXTERIOR VIEW

1372 Single Slider Liftout Window - Mullion Details



ELEVATION
EXTERIOR VIEW

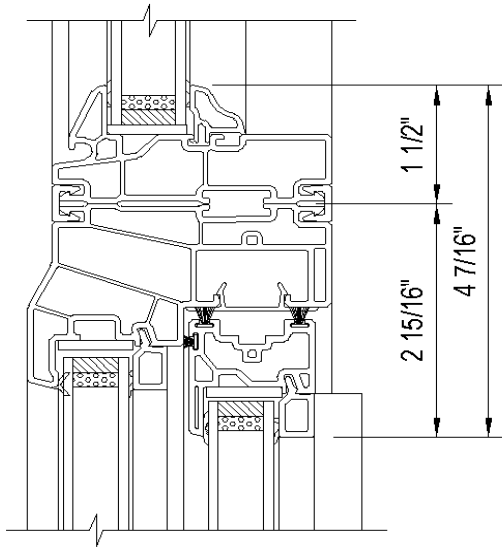
A - PICTURE (SINGLES FRAME) OVER SINGLE SLIDER LIFTOUT
MULLION DETAIL



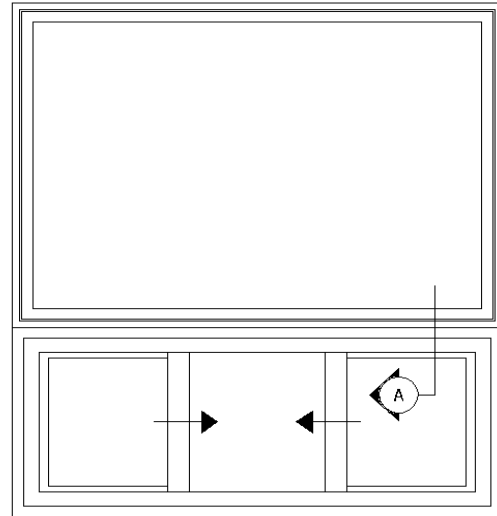
ELEVATION
EXTERIOR VIEW

B - PICTURE (SINGLES FRAME) OVER SINGLE SLIDER LIFTOUT
MULLION REINFORCEMENT DETAIL

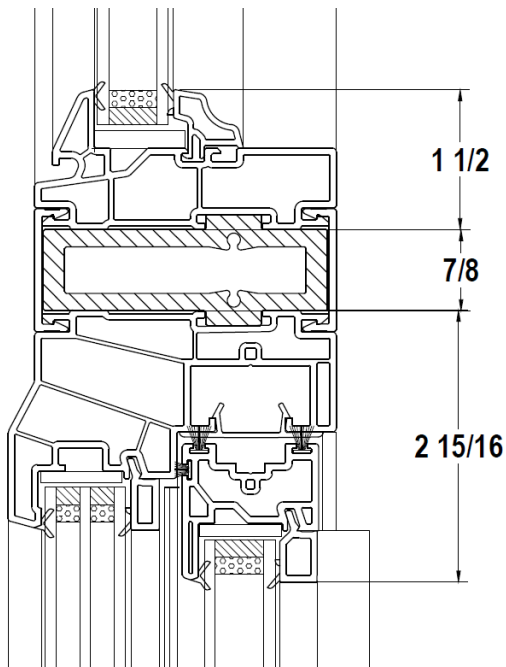
1374 3-Lite Single Slider (End Vent) Window - Mullion Details



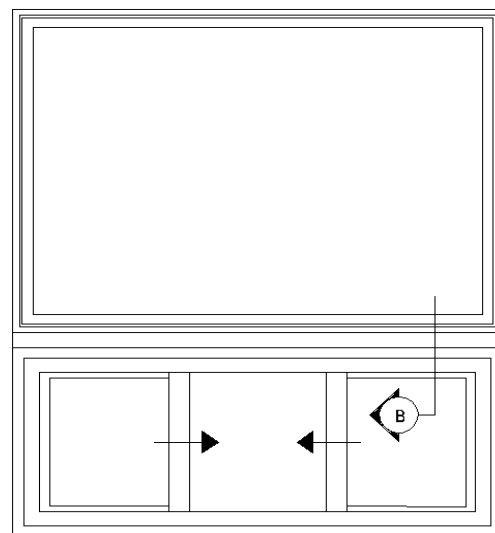
A - FIXED OVER 3-LITE SINGLE SLIDER LIFTOUT
MULLION DETAIL



ELEVATION
EXTERIOR VIEW

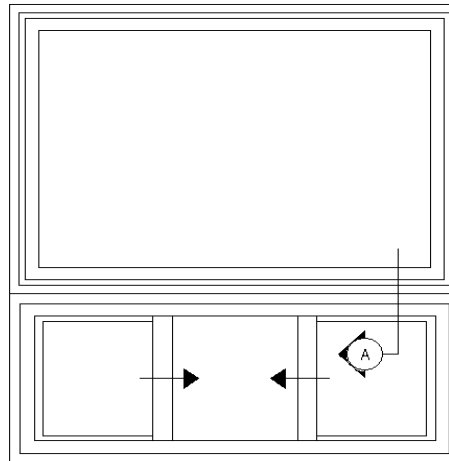
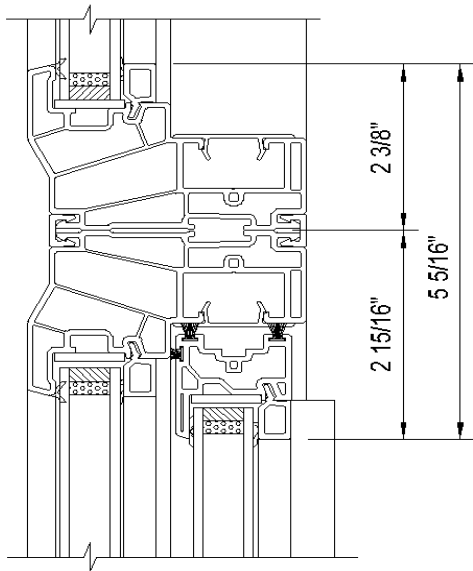


B - FIXED OVER 3-LITE SINGLE SLIDER LIFTOUT
MULLION REINFORCEMENT DETAIL



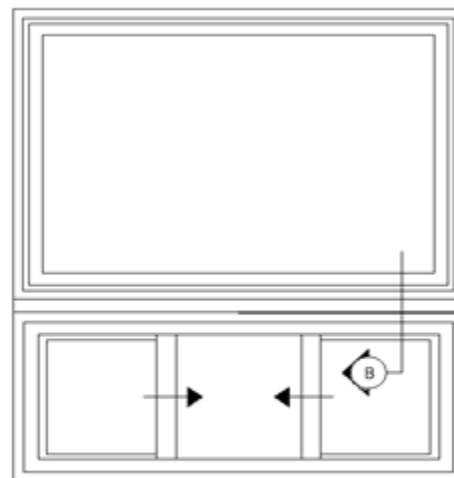
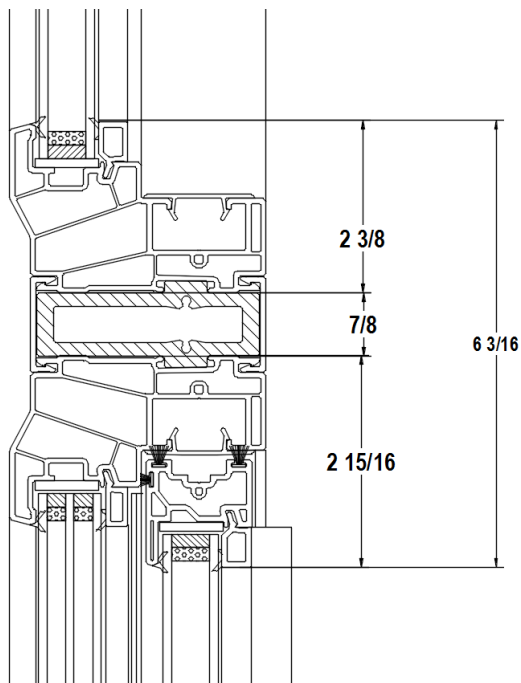
ELEVATION
EXTERIOR VIEW

1374 3-Lite Single Slider (End Vent) Window - Mullion Details



ELEVATION
EXTERIOR VIEW

A - PICTURE (SINGLES FRAME) OVER 3-LITE SINGLE SLIDER LIFTOUT
MULLION DETAIL



ELEVATION
EXTERIOR VIEW

B - PICTURE (SINGLES FRAME) OVER 3-LITE SINGLE SLIDER LIFTOUT
MULLION REINFORCEMENT DETAIL

THIS PAGE INTENTIONALLY
LEFT BLANK

Patio Door

SPECIFICATIONS

Frame and Sash

All frame and sash profiles are extruded by North Star Windows from virgin PVC powder material. Frames and sash are multi-chamber design for strength and energy efficiency. Extruded frame is mechanically fastened at corners and sealed with one-sided adhesive backed closed cell polyethylene gaskets. The door frame's low profile sill is fitted with an extruded anodized aluminum screen track. Extruded sash are fusion welded ensuring a water and airtight seal. Sash is metal reinforced providing superior rigidity. Frames are a full 5 5/8" in depth.

Insulated Glass

3mm tempered double or triple insulating glass with Edgetech silicone foam low conductive S-Class Super Spacer®. Pilkington Energy Advantage™ Low E (hard coat) glass is standard. Cardinal LoE³-366® (soft coat) glass is optional as well as Pilkington Activ™ Self-Cleaning glass. Laminated glass is available consisting of 3mm glass, 3/8" airspace and two 3mm glass panes with a .030" clear interior membrane in-between. Heavy inert argon or krypton gas is optional for the air space between the glass panes. White mini blinds that raise, lower and tilt are also available between the glass panes.

Glazing

Insert neoprene setting blocks around perimeter of sash with application of silicone toe bead sealant to interior glazing cavity to stabilize glass movement. Furnish laid in insulated glass from interior side of sash against flexible vinyl fin weather-strip co-extruded to exterior edge of sash. Install interior glazing stops with flexible co-extruded vinyl fin weather-strip against interior glass face.

Weather-Stripping

Triple weather-strip comprising of two water repellant pile weather-strips with stiff fin type vapor barrier and one bulb type compression gaskets are located at lock side jamb. Two water repellant pile weather-strips with stiff fin type vapor barrier are located on door frame at head as well as on bottom of sliding sash and at interlocking vertical checkrail. Anti-lift block with wool pile weather-strip is fastened at the frame head. A closed cell foam pad is located at bottom of lock side jamb.

Hardware

Opening panel is equipped with two tandem roller assemblies with noise and friction reducing nylon rollers with stainless steel ball bearings. Single point (keyless) lock and keeper are standard in white or black. Deluxe Pewter and Deluxe Brass lock hardware finish is optional.

Hardware Options

Multi-point lock hardware is available. Single point and multi-point locks are available with key cylinder. Security bolt or security bar hardware is available for extra security.

Screen

North Star heavy duty extruded aluminum screen frame with adjustable steel rollers, screened with anti-glare fiberglass cloth. Screen frame is available in white and North Star's nine standard exterior colors.

Exterior and Interior Finishes

North Star standard vinyl extrusion has a clean, bright, white smooth finish. Nine North Star exterior textured color finishes (Ivory, chestnut brown, Cocoa, Hickory, Sandalwood, Sable, Midnight Black, Anthracite Grey and Espresso) and two interior wood grains (Kolonial Oak and Stainable/Paintable Pine) are optional. Exterior color and interior wood grain are applied PVC laminate film with an acrylic overlay for exceptional UV protection. Exterior laminate is 200µm (microns) thick.

Special options: Espresso, Hickory and Midnight Black are available for patio doors interiors as well as exterior.

Grilles

Windows may be enhanced with North Star 5/16" narrow and 5/8" wide flat rectangular or 5/8" wide contoured grilles between the glass panes. 5/16" narrow grilles are available in white, pewter and brass. A combination of white or wood grain interior and colored exterior is optional for 5/8" wide flat grilles. 5/8" wide flat grilles are available in pewter, white or black on all sides. Contoured 3/4" wide grilles are optional in white or white/colored exterior.

Divided Lites

Classic simulated divided lites (SDL) are also available. SDL grilles are available in 7/8" and 2" widths. Standard SDL comes without airspace grille. Optional 1/4" X 5/16" pewter airspace grilles are available on double glazed units only. SDL grille bars are permanently applied to the interior and exterior glass surface.

Blinds in Between Lites

Optional: Mini blinds are a dust free solution that are built right in between clear insulated glass.

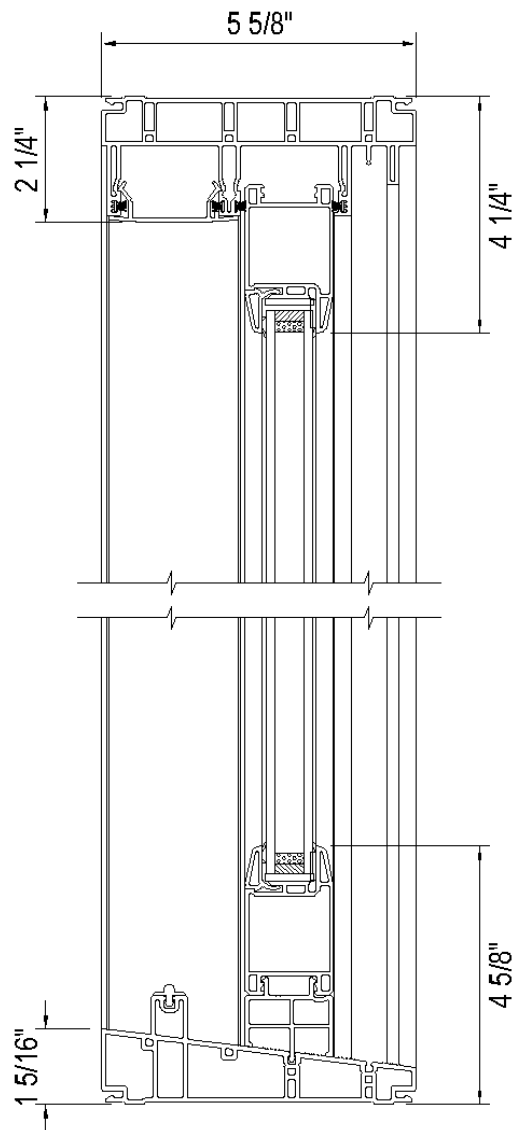
Accessories

North Star offers a variety of vinyl accessories such as nailing fin, brickmolds, drywall/wood return, couplers and jamb extensions.

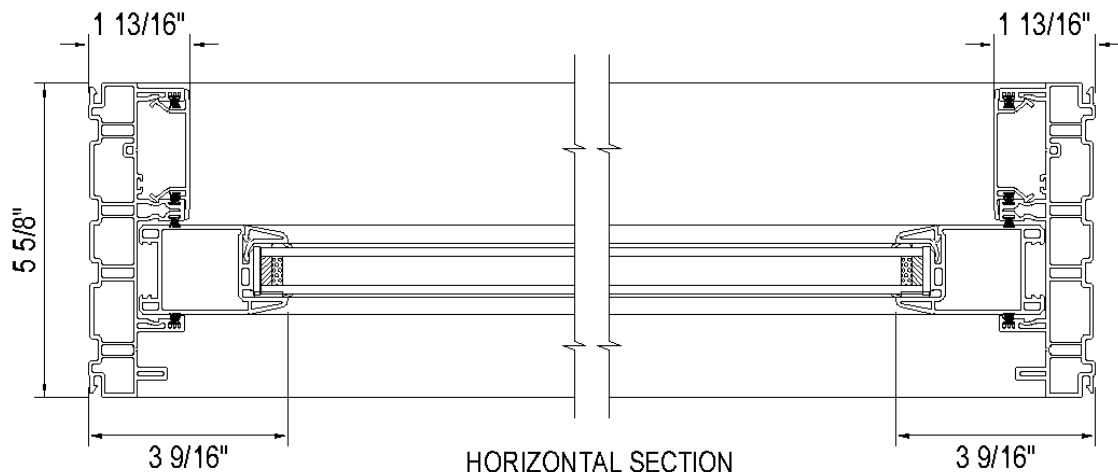
Standards

North Star windows have been tested by an independent laboratory for air, water, structural and thermal performance requirements.

3310 Patio Door Sidelite Details

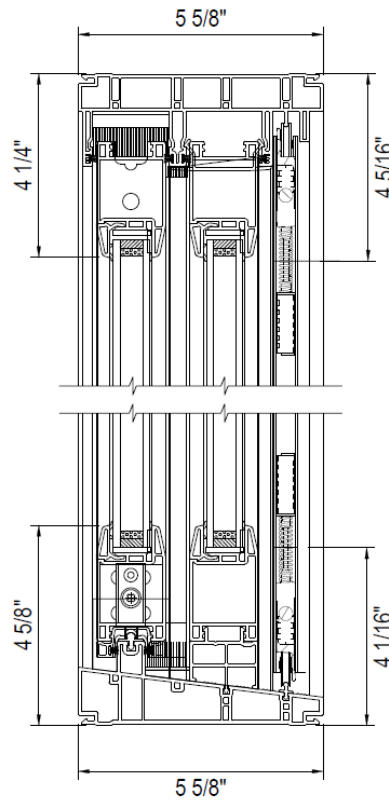


VERTICAL SECTION



HORIZONTAL SECTION

3320 2-Panel Patio Door Details



VERTICAL SECTION

CAN/CSA A440-00

Air: A3

Water: B3

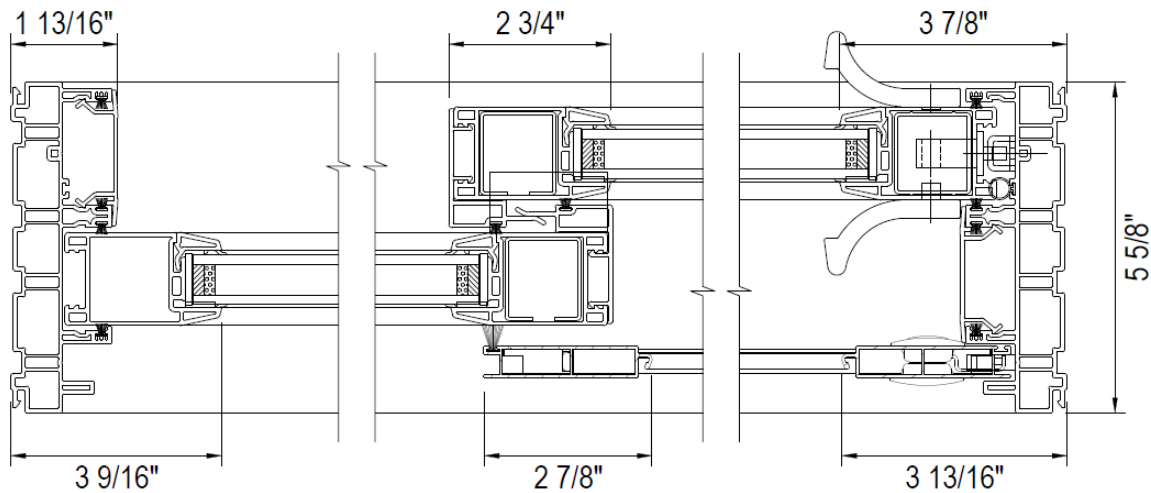
Structural: C3

Forced Entry: F20

DP Rating: CW-PG45-FW

Water Resistance (psf): 330 (6.89)

Air Infiltration/Exfiltration: A3



HORIZONTAL SECTION

3330 3-Panel Patio Door Details

CAN/CSA A440-00

Air: A3

Water: B3

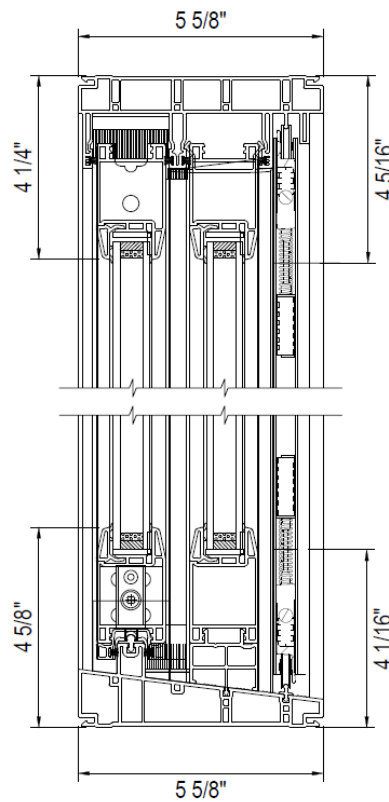
Structural: C2

Forced Entry: F10

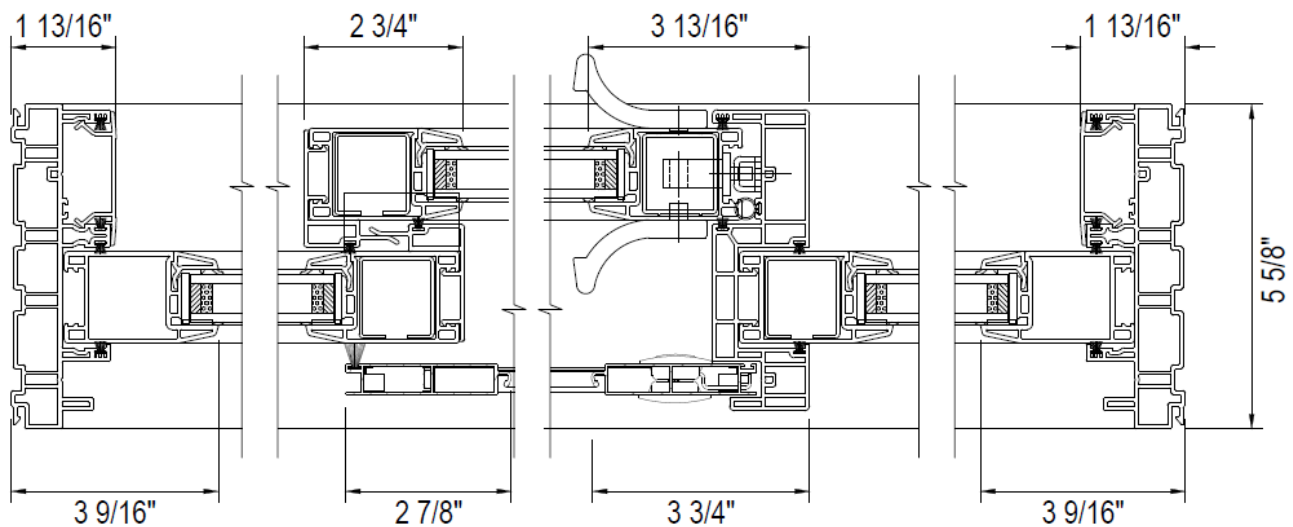
DP Rating: CW-PG30-FW

Water Resistance (psf): 220 (4.59)

Air Infiltration/Exfiltration: A3

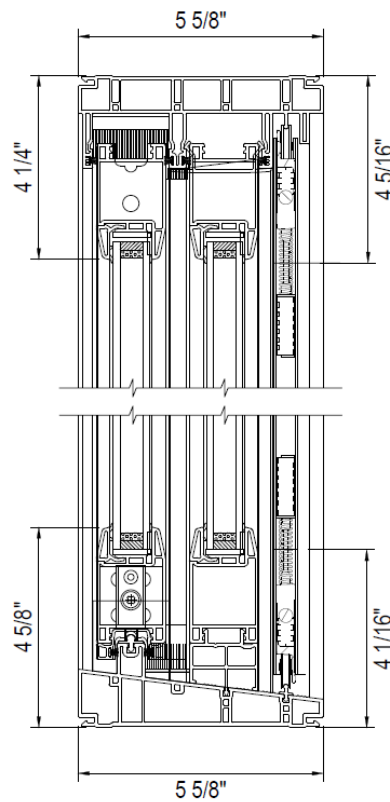


VERTICAL SECTION



HORIZONTAL SECTION

3340 4-Panel Patio Door Details



VERTICAL SECTION

CAN/CSA A440-00

Air: A2

Water: B2

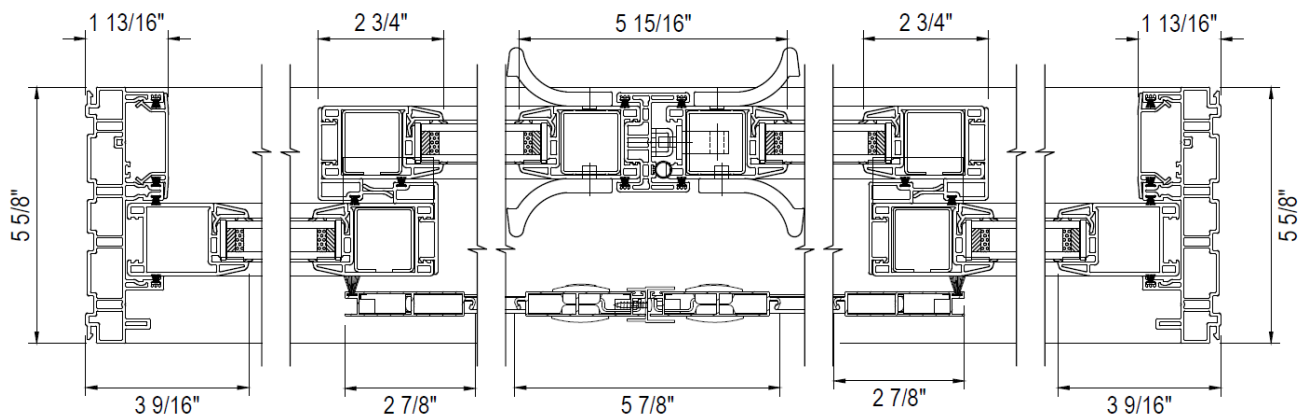
Structural: C2

Forced Entry: F10

DP Rating: CW-PG30-FW

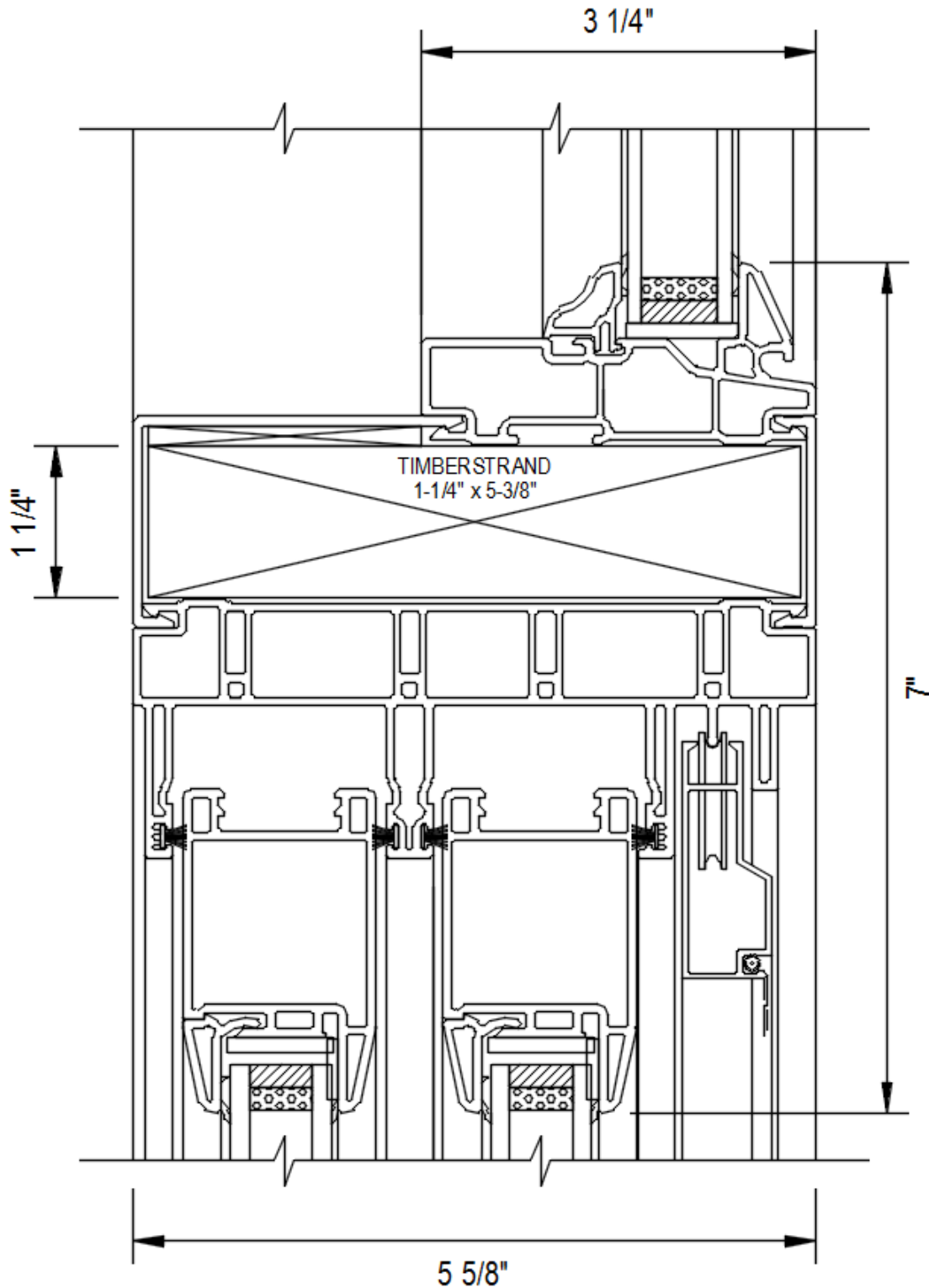
Water Resistance (psf): 260 (5.25)

Air Infiltration/Exfiltration: A2

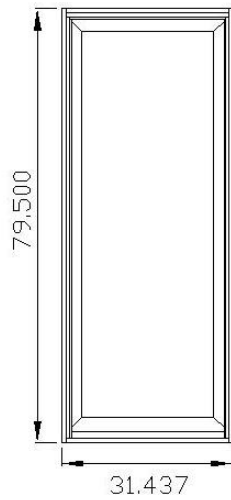


HORIZONTAL SECTION

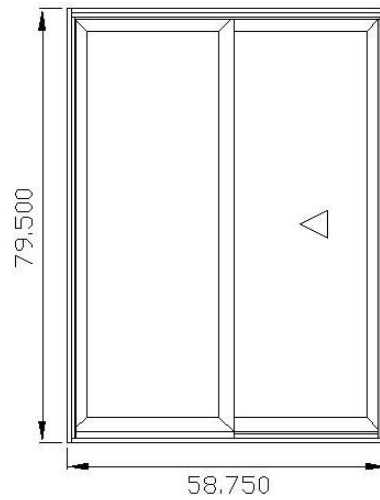
3300 Vinyl Patio Door - Reinforced Transom Assembly



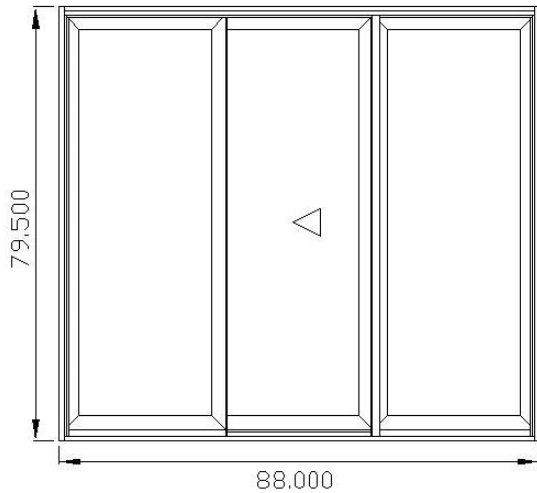
North Star Standard Height (79-1/2") Patio Doors



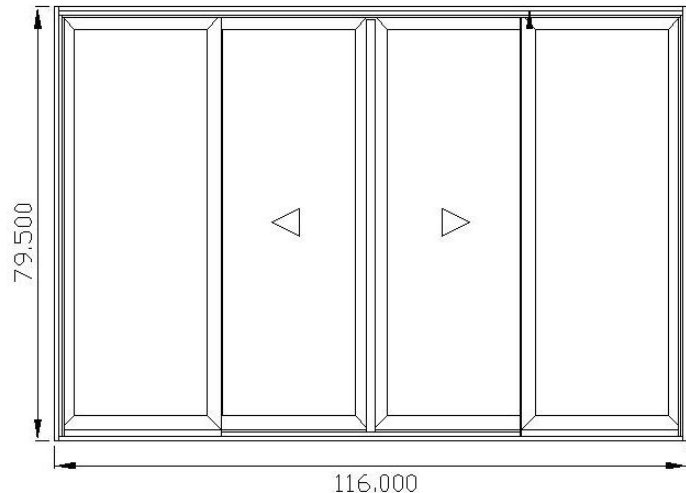
5'-0" NOMINAL,
STANDARD HEIGHT,
SIDE LITE, (O)



5'-0" NOMINAL, 2-PANEL,
STANDARD HEIGHT, (OX)

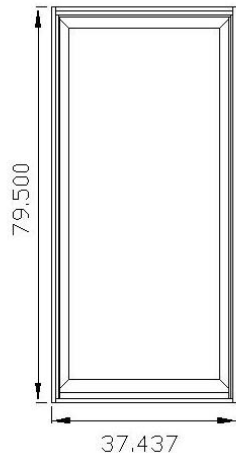


7-½' NOMINAL, 3-PANEL,
STANDARD HEIGHT, (OXO)

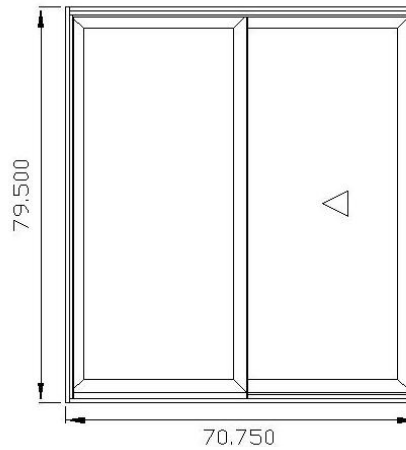


9-½' NOMINAL, 4-PANEL,
STANDARD HEIGHT, (OXXO)

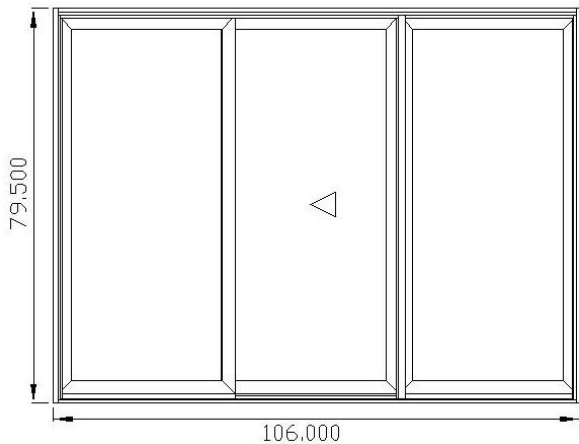
North Star Standard Height (79-1/2") Patio Doors



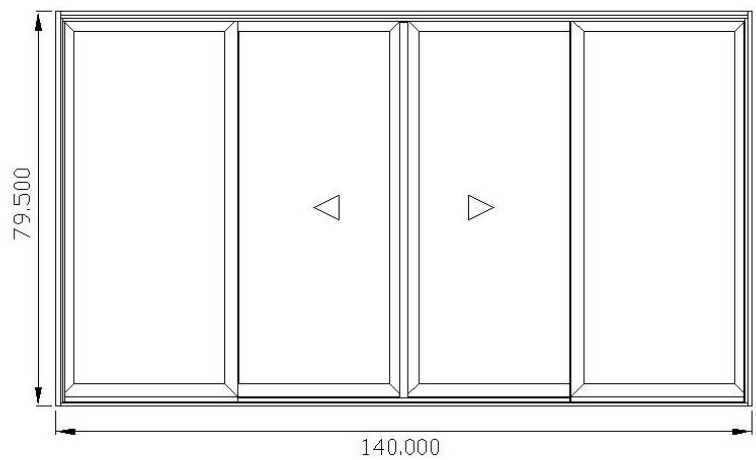
6'-0" NOMINAL,
STANDARD HEIGHT,
SIDE LITE, (O)



6'-0" NOMINAL, 2-PANEL,
STANDARD HEIGHT, (OX)

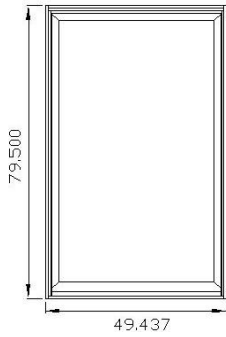


9'-0' NOMINAL, 3-PANEL,
STANDARD HEIGHT, (OXO)

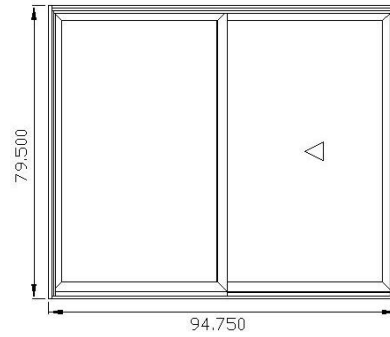


11-½' NOMINAL, 4-PANEL,
STANDARD HEIGHT, (OXXO)

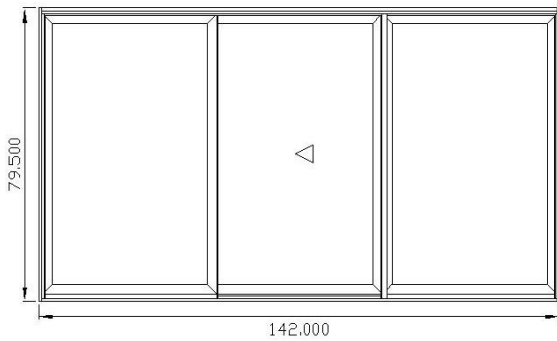
North Star Standard Height (79-1/2") Patio Doors



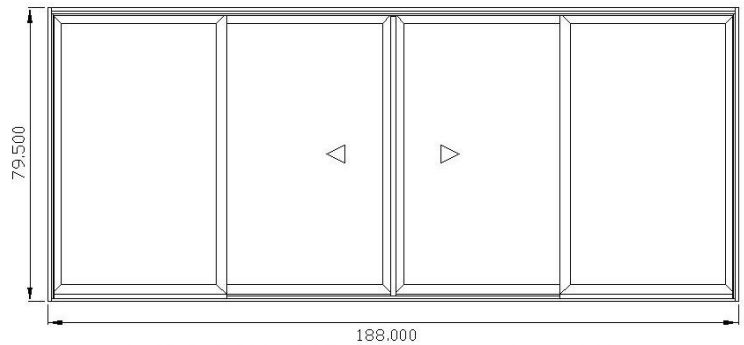
8'-0" NOMINAL,
STANDARD HEIGHT,
SIDE LITE, (O)



8'-0" NOMINAL, 2-PANEL,
STANDARD HEIGHT, (OX)

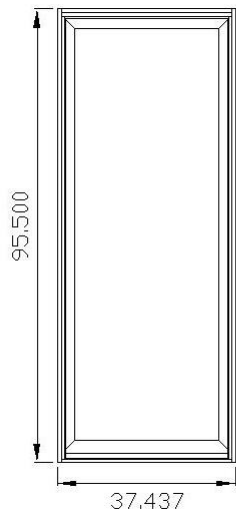


12'-0" NOMINAL, 3-PANEL,
STANDARD HEIGHT, (OXO)

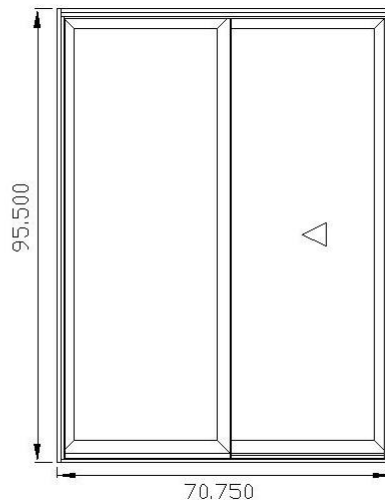


15-1/2' NOMINAL, 4-PANEL,
STANDARD HEIGHT, (OXXO)

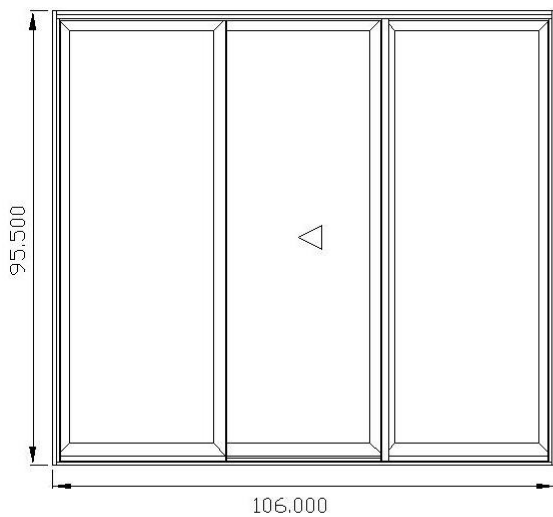
North Star Nominal (95-1/2") Height Patio Doors



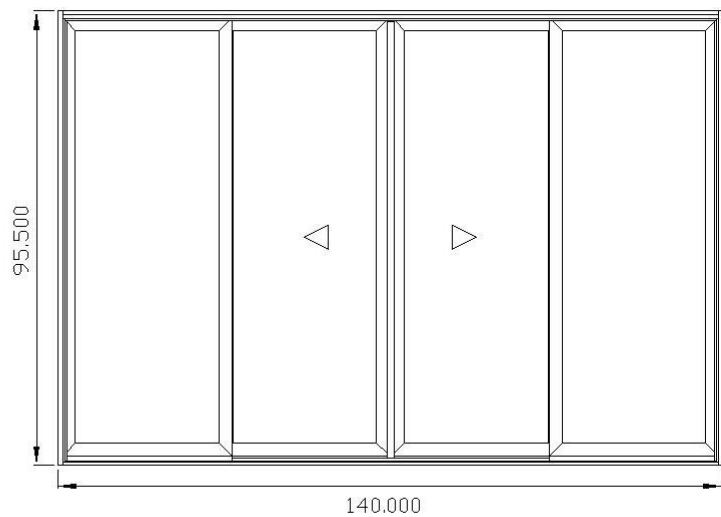
6'-0" NOMINAL,
8' HEIGHT,
SIDE LITE, (O)



6'-0" NOMINAL, 2-PANEL,
8' HEIGHT, (OX)

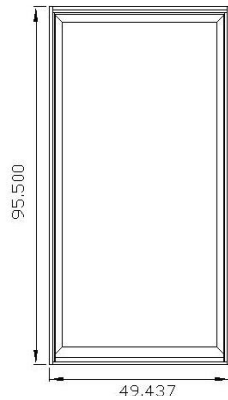


9'-0" NOMINAL, 3-PANEL,
8' HEIGHT, (OXO)

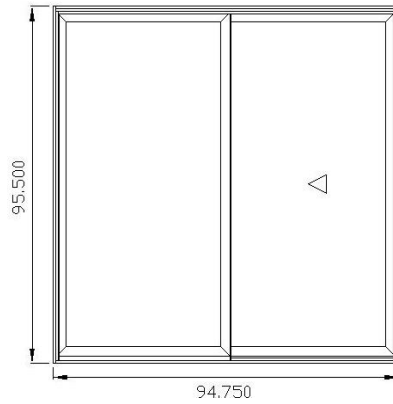


11-1/2' NOMINAL, 4-PANEL,
8' HEIGHT, (OXXO)

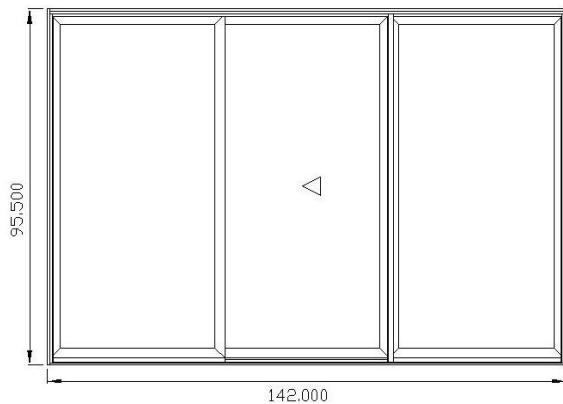
North Star Nominal (95-1/2") Height Patio Doors



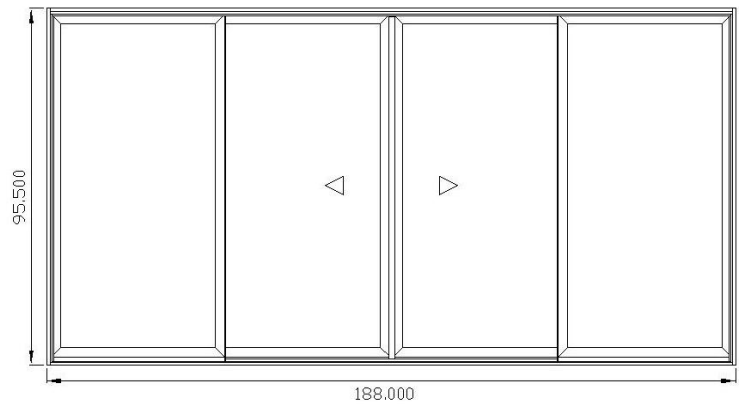
8'-0" NOMINAL,
8' HEIGHT,
SIDE LITE, (O)



8'-0" NOMINAL, 2-PANEL,
8' HEIGHT, (OX)



12'-0" NOMINAL, 3-PANEL,
8' HEIGHT, (OXO)

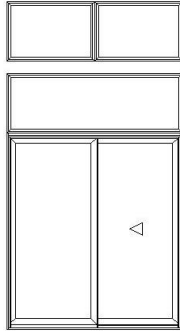


15-1/2' NOMINAL, 4-PANEL,
8' HEIGHT, (OXXO)

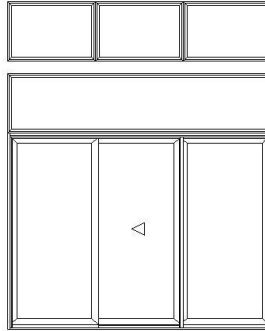
Patio Door Transoms



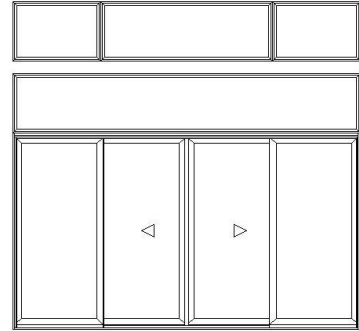
5' SIDE LITE
(31-7/16")




5' NOMINAL (58-3/4")



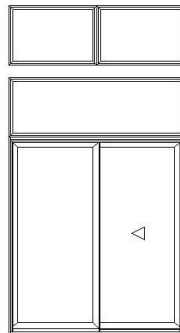
7-1/2' NOMINAL, 3-PANEL (88")



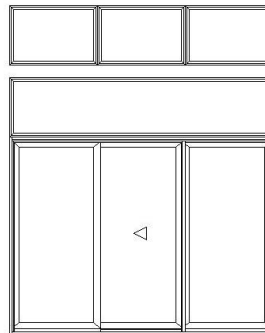
9-1/2' NOMINAL, 4-PANEL (116")



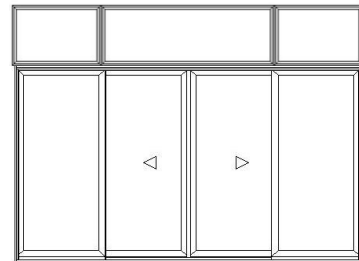
6' SIDE LITE
(37-7/16")




6' NOMINAL (70-3/4")



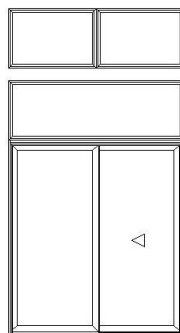
9' NOMINAL, 3-PANEL (106")



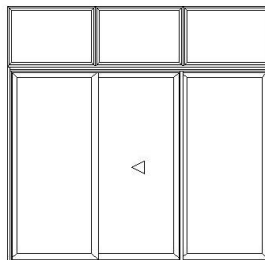
11-1/2' NOMINAL, 4-PANEL (140")



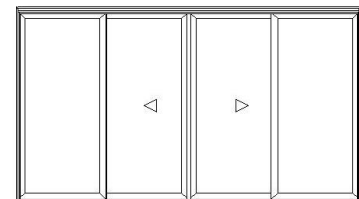
8' SIDE LITE
(49-7/16")



8' NOMINAL (94-3/4")



12' NOMINAL, 3-PANEL (142")



15-1/2' NOMINAL, 4-PANEL (188")

NOTE: 1-1/4" TIMBERSTRAND HORIZONTAL REINFORCEMENT REQUIRED BETWEEN PATIO DOOR AND TRANSOM

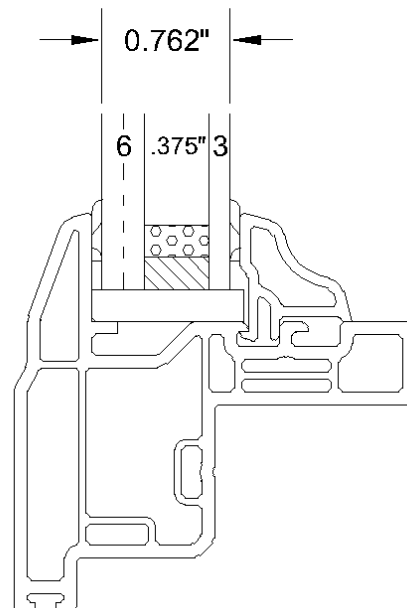
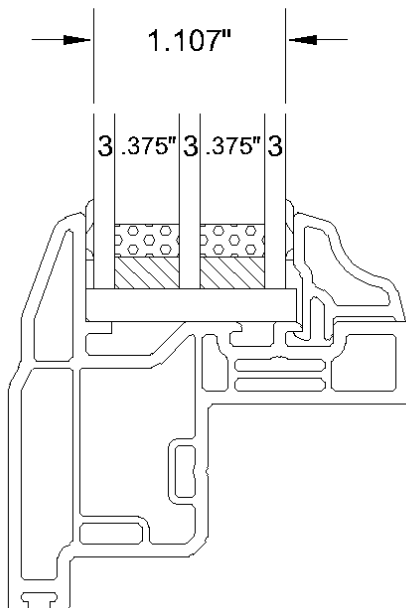
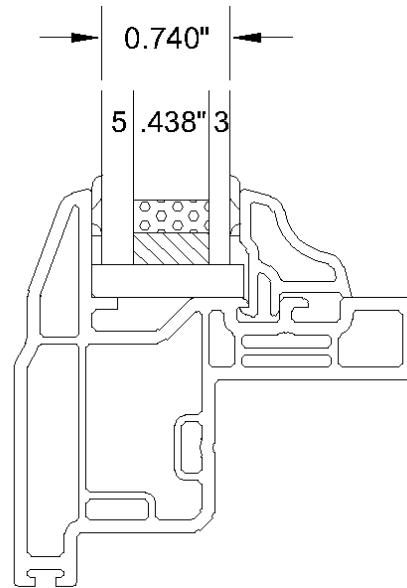
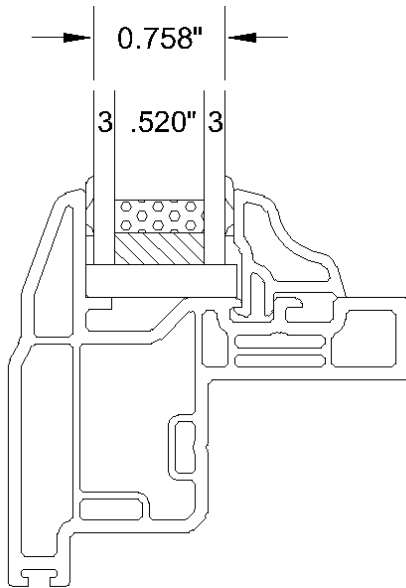
Product Features and Options	Single Hung Tilt	Double Hung Tilt	Horizontal Sliding Window	Casement	Awning	Custom Shapes	Picture	Patio Doors
Exterior Colors								
White	●	●	●	●	●	●	●	●
Ivory	○	○	○	○	○	○	○	○
Chestnut Brown	○	○	○	○	○	○	○	○
Cocoa	○	○	○	○	○	○	○	○
Hickory	○	○	○	○	○	○	○	○
Sandalwood	○	○	○	○	○	○	○	○
Sable	○	○	○	○	○	○	○	○
Espresso	○	○	○	○	○	○	○	○
Midnight Black	○	○	○	○	○	○	○	○
Anthracite Grey	○	○	○	○	○	○	○	○
Interior Colors								
White	●	●	●	●	●	●	●	●
Stainable/Paintable Pine	○	○	○	○	○	○	○	○
Kolonial Oak	○	○	○	○	○	○	○	○
Espresso	○	○	○	○	○	○	○	○
Midnight Black	○	○	○	○	○	○	○	○
Hickory	○	○	○	○	○	○	○	○
Grilles								
5/16" Narrow								
Pewter on All Four Sides	○	○	○	○	○	○	○	○
Brass on All Four Sides	○	○	○	○	○	○	○	○
White on All Four Sides	○	○	○	○	○	○	○	○
5/8" Flat								
Pewter on All Four Sides	○	○	○	○	○	○	○	○
Brass on All Four Sides	○	○	○	○	○	○	○	○
White on All Four Sides	○	○	○	○	○	○	○	○
Black on All Four Sides	○	○	○	○	○	○	○	○
Split Finish Color Ext./ White Int	○	○	○	○	○	○	○	○
Split Finish White or Color Ext./ Kolonial Oak Int.	○	○	○	○	○	○	○	○
3/4" Contour								
3/4" Contour White on All Four Sides	○	○	○	○	○	○	○	○
3/4" Contour Ext./ White Int.	○	○	○	○	○	○	○	○
7/8" & 2" SDL With or Without Interior Grid	○	○	○	○	○	○	○	○

●STANDARD ○OPTIONAL

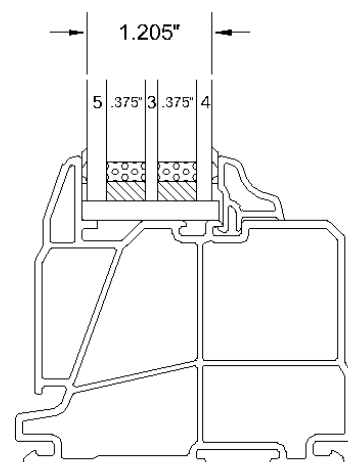
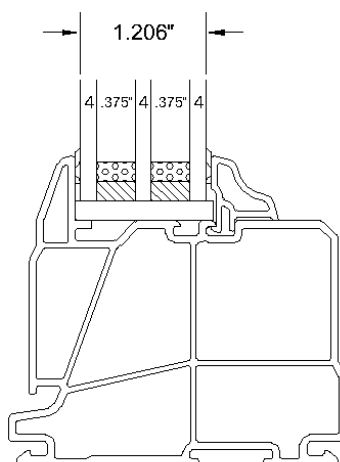
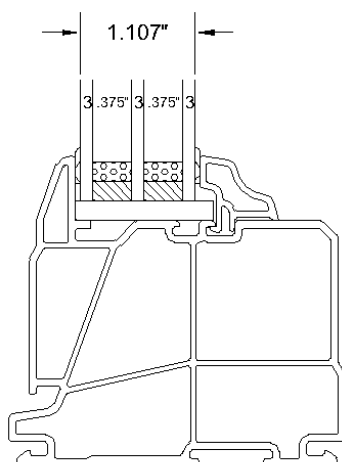
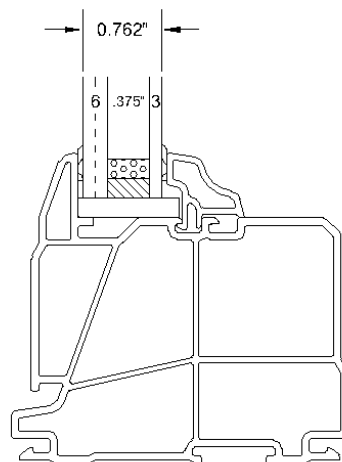
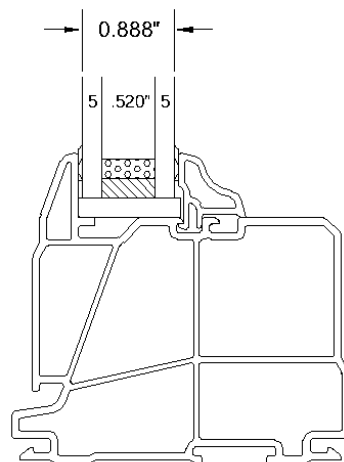
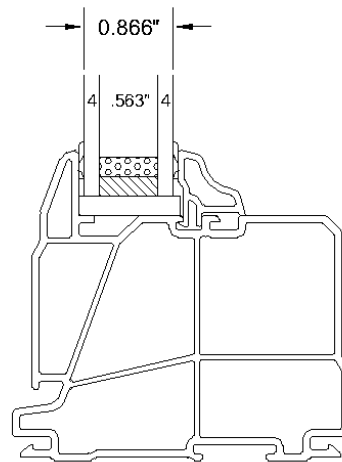
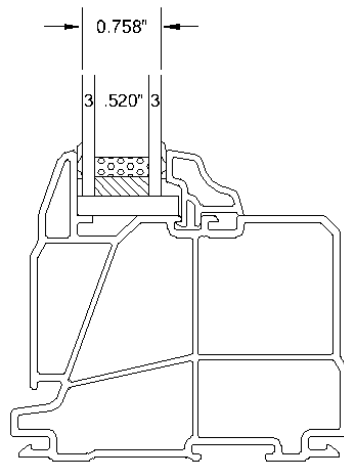
Product Features and Options	Single Hung Tilt	Double Hung Tilt	Horizontal Sliding Window	Casement	Awning	Custom Shapes	Picture	Patio Doors
Hardware								
Maxim Hardware (Standard)				•	•			
Encore Folding Hardware				◻	◻			
Cam Locks	•	•	•					
Single Point Lock	◻	◻	◻					•
Single Point Lock with Key Lock								◻
Multi-point lock								◻
Multi Pint Lock with Key Lock								◻
Security Bolt								◻
Security Bar								◻
Hardware Finish								
White	•	•	•	•	•	•	•	•
Black	◻	◻	◻	◻	◻			◻
Oil Rubbed Bronze (Encore Only)				◻	◻			
Brushed antique chrome (Encore Only)				◻	◻			
Stain Nickel (Encore Only)				◻	◻			
Deluxe Brass								◻
Deluxe Pewter								◻

•STANDARD ◻OPTIONAL

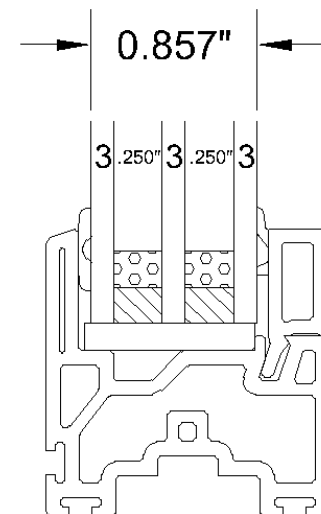
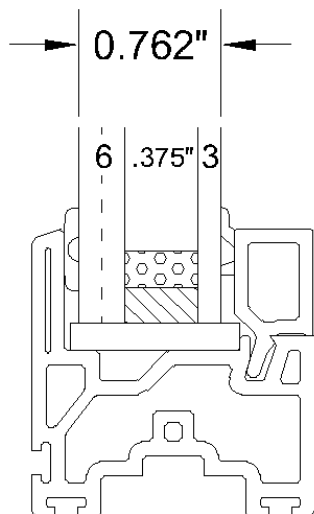
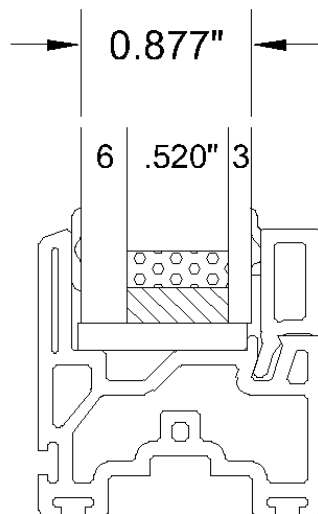
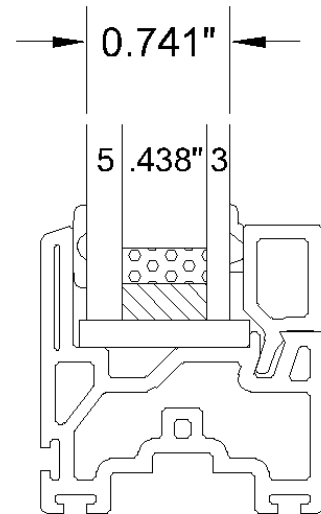
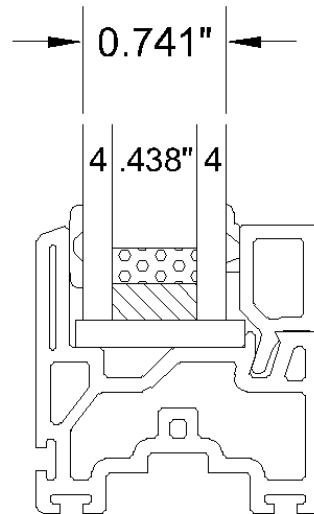
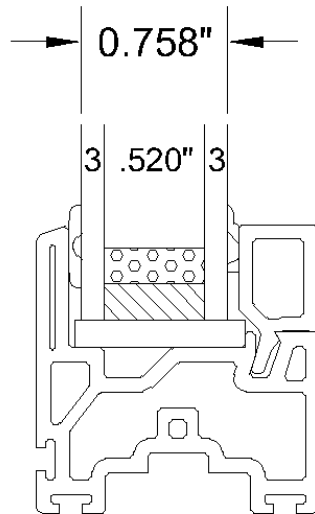
1000 Series – Casement/Awning Glazing Options



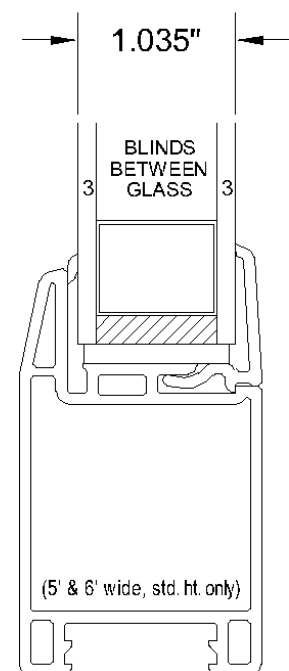
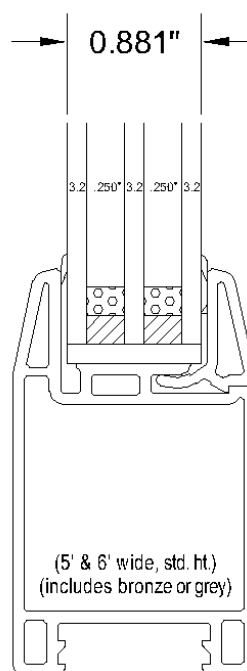
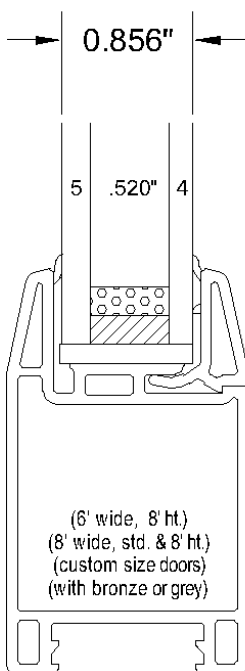
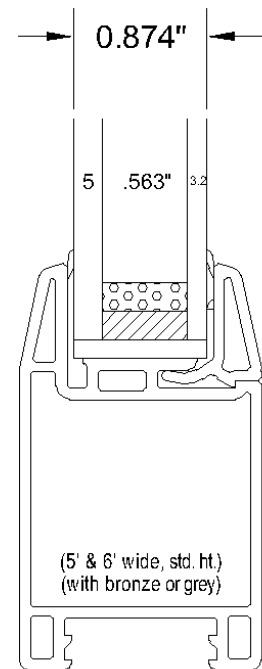
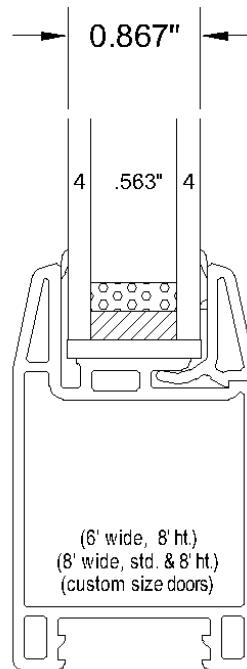
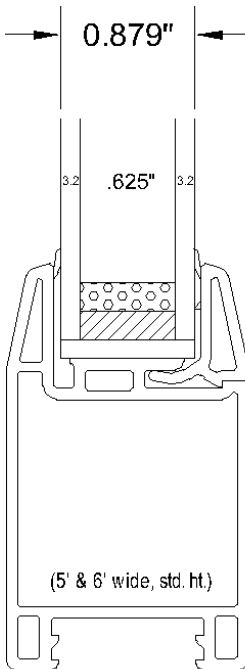
1000 Series – Picture Glazing Options



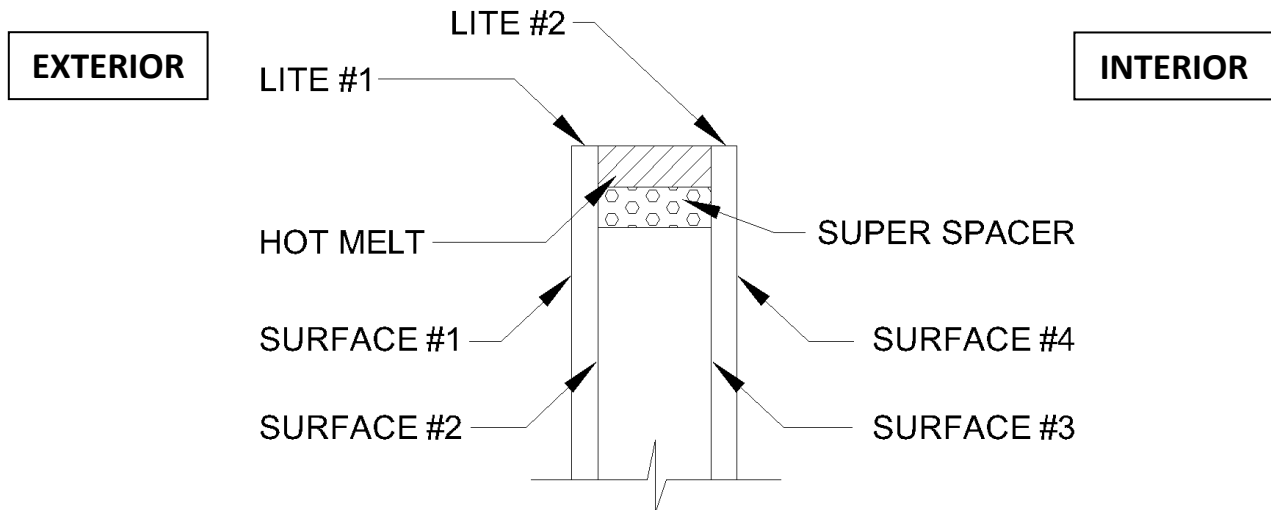
1000 Series – Single & Double Hung/Slider Glazing Options



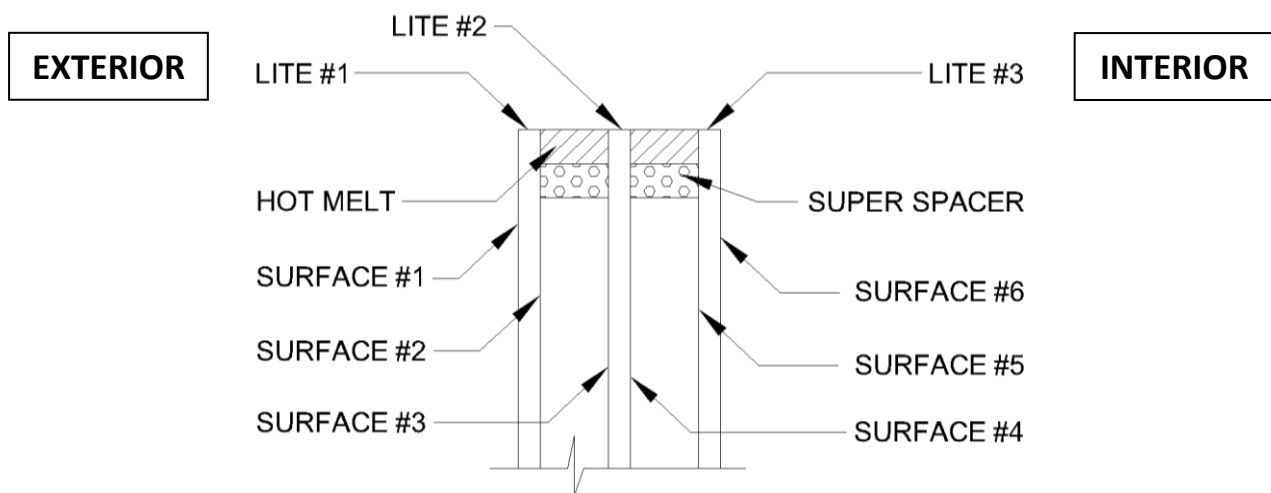
Patio Door Glazing Options



Double Glazed Unit Assembly



Triple Glazed Unit Assembly

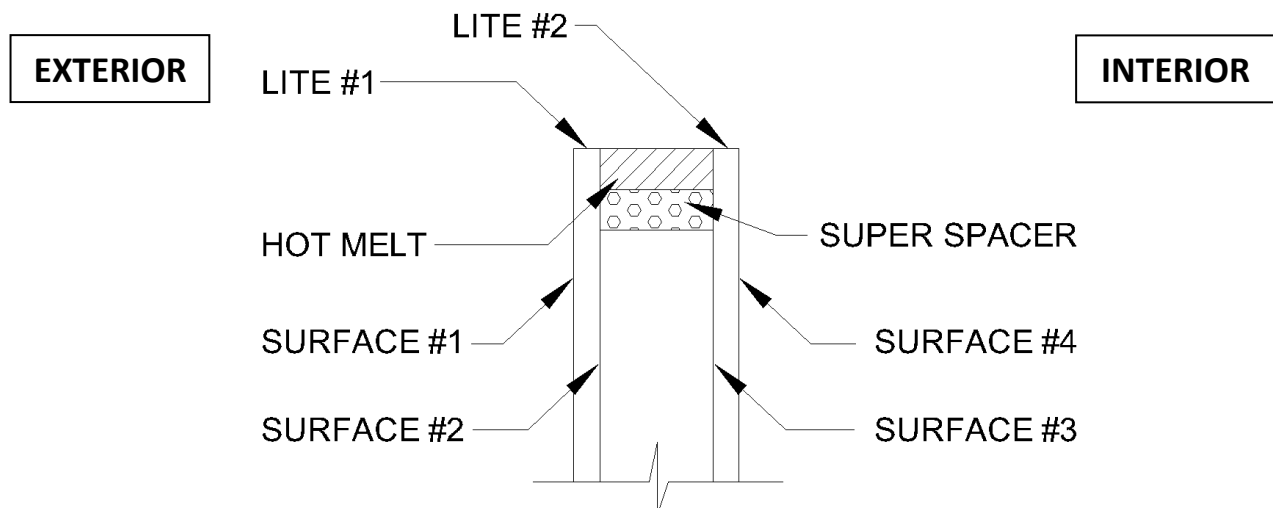


DOUBLE GLAZED UNIT ASSEMBLY		
<u>LITE #1</u>	<u>LITE #2</u>	<u>PARAMETERS</u>
Clear Activ Bronze or Grey	Clear Clear Clear	Activ, Surface #1 Tinted, Lite #1 Grids Available
Clear Activ Bronze or Grey	Low "E" Low "E" Low "E"	Low "E", Surface #3 Activ, Surface #1 Tinted, Lite #1 Grids Available
Clear Low "E" Bronze or Grey Activ	Obscure Obscure Obscure Obscure	Obscure, Rough Surface #3 Low "E", Surface #2 Tinted, Lite #1 Activ, Surface #2 Grids Available
LoE 366 LoE 366	Clear Obscure	LoE 366, Surface #2 Grids Available
Obscure	Obscure	Obscure, Rough Surfaces #2 & #3

NOTE:

The following combinations are not available:

- LoE 366 with Low "E"
- LoE 366 with Activ
- LoE 366 with Bronze or Grey



TRIPLE GLAZED UNIT ASSEMBLY			
LITE #1	LITE #2	LITE #3	PARAMETERS
Clear Activ Bronze or Grey	Clear Clear Clear	Low "E" Low "E" Low "E"	Low "E", Surface #5 Activ, Surface #1 Tinted, Lite #1 Grids Available
Clear Activ Bronze or Grey	Obscure Obscure Obscure	Low "E" Low "E" Low "E"	Low "E", Surface #5 Activ, Surface #1 Obscure, Rough Surface #4 Tinted, Lite #1 Grids, Space A
Clear Activ Bronze or Grey	Low "E" Low "E" Low "E"	Low "E" Low "E" Low "E"	Low "E", Surfaces #3 & #5 Activ, Surface #1 Tinted, Lite #1 Grids, Space "A"
LoE 366 LoE 366	Clear Obscure	Clear Clear	Obscure, Rough Surface #4 Grids, Space, "A"
Clear Low "E" Activ LoE 366	Obscure Obscure Obscure Obscure	Obscure Obscure Obscure Obscure	Obscure, Rough Surfaces #4 & #5 Low "E", Surface #2 Activ, Surface #1 LoE 366, Surface #2 Grids, Space "A"

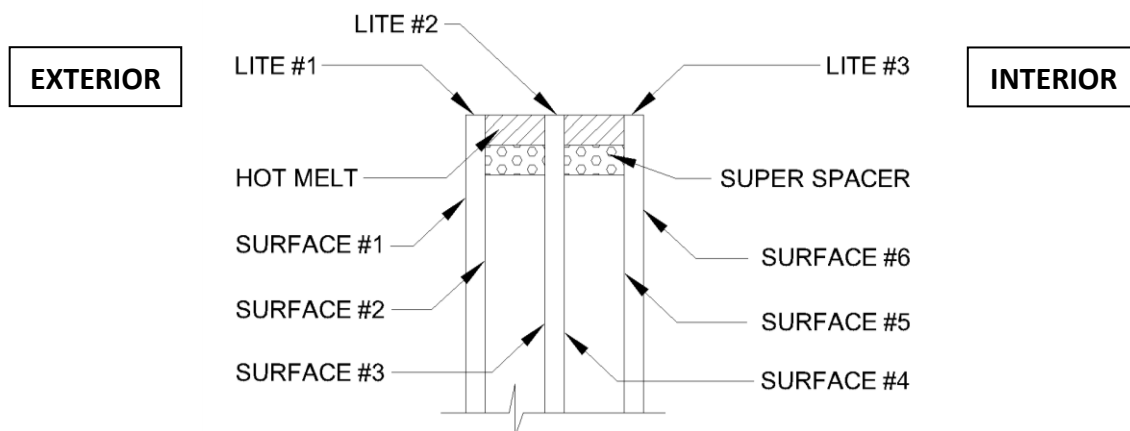
NOTE:

The following combinations are not available:

- LoE 366 with Low "E"
- LoE 366 with Activ
- LoE 366 with Bronze or Grey

Grids always space "A"

Activ always surface #1



STC (Sound Transmission Class)

The ability of a window to reduce exterior noise is rated by its STC (Sound Transmission Class) or OITC (Outdoor-Indoor Transmission Class). In both cases, the higher the rating, the better the window is at reducing sound.

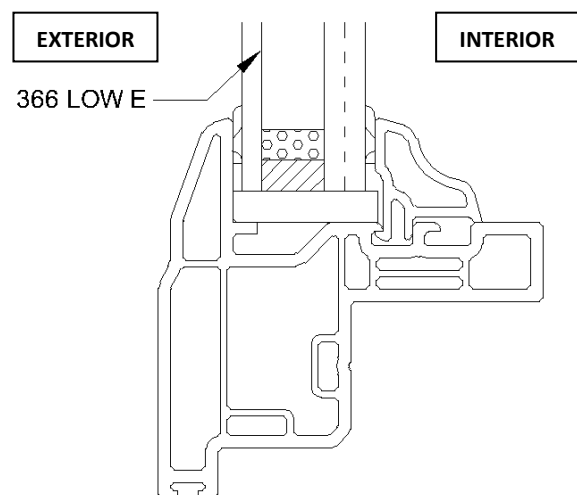
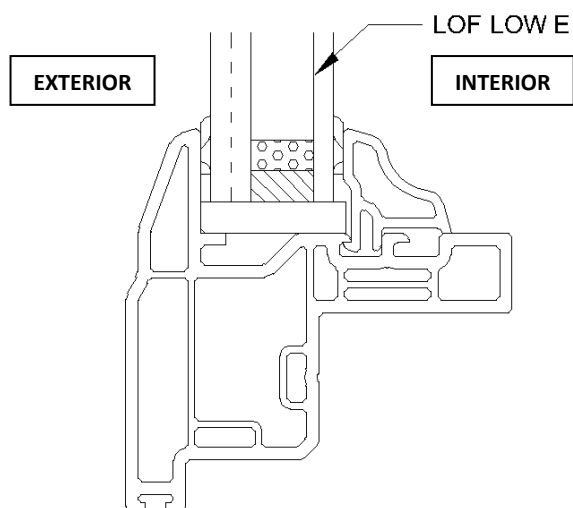
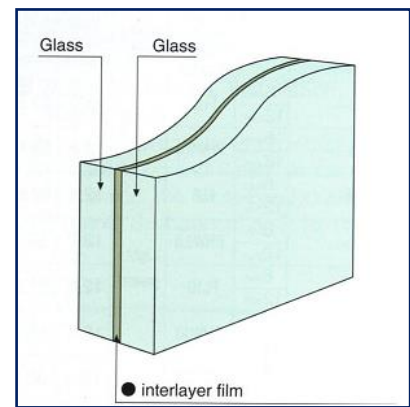
STC ratings give an indication of the reduction in high frequency sounds (voices, birds, etc.). OITC ratings, on the other hand, give an indication of the reduction in low frequency sounds (traffic, trains, etc.).

Laminated Glass to Reduce Sound Transmission

Laminated glass is highly effective in reducing noise, which in turn improves STC and OITC ratings. It is produced by permanently bonding two pieces of glass together with a tough plastic interlayer between them, keeping the layers of glass bonded – even when broken. Laminated glass also blocks 99.5% of the sun's ultraviolet rays, protecting furniture and flooring from fading.

North Star offers an insulated glass unit that is made up of 6mm laminated glass (3mm/3mm) to the exterior, and a standard 3mm glass to the room side. Having this mismatched glass effectively changes the frequency of the sound waves as they pass through the insulated glass unit, reducing decibel levels.

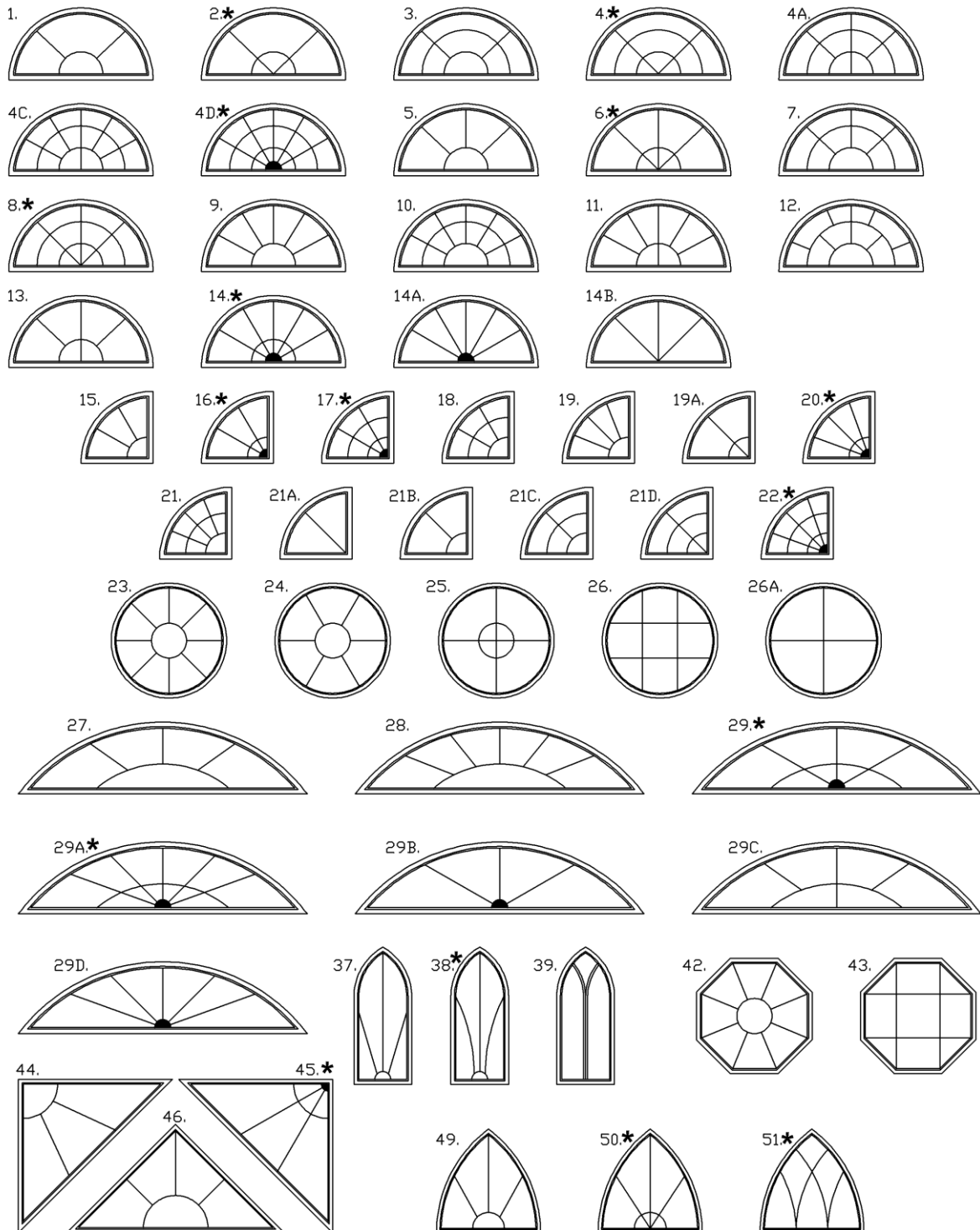
Our standard dual pane insulated glass unit with two panes of 3mm glass (non-laminated) will typically have an STC rating of about 25-28. The use of 6mm laminate glass will improve STC ratings to approximately 32-35, depending on the type of window. Contact our Sales team for STC values.



LAMINATED GLASS UNIT ASSEMBLY		
LITE #1	LITE #2	PARAMETERS
6mm Clear Laminate LoE 366	Low "E" 6mm Clear Laminate	Grids Available

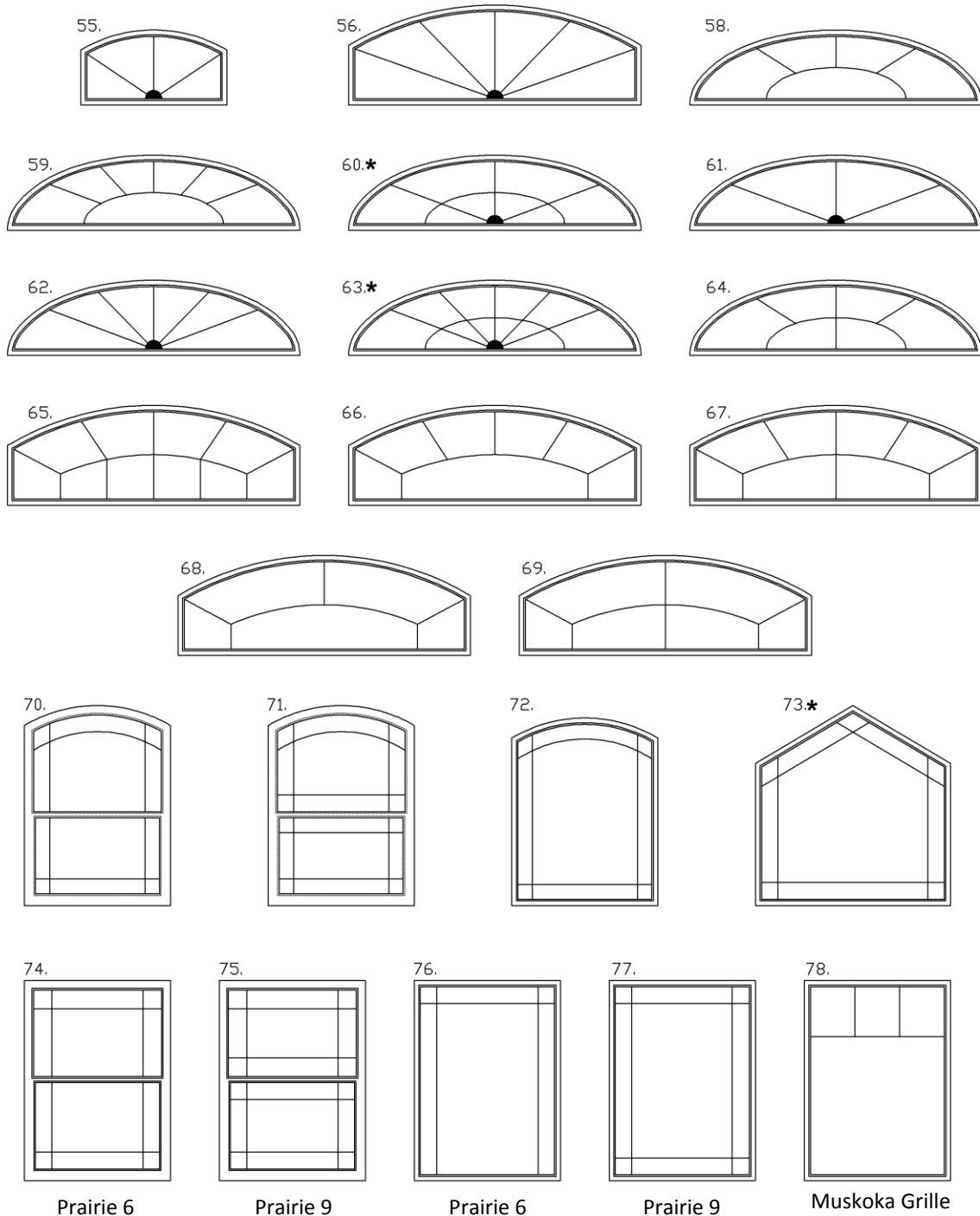
THIS PAGE INTENTIONALLY
LEFT BLANK

Architectural Grilles



(*Not Available with Contour Grille)

Note: Grilles between the glass panes may "rattle" when subjected to vibrations or windy conditions

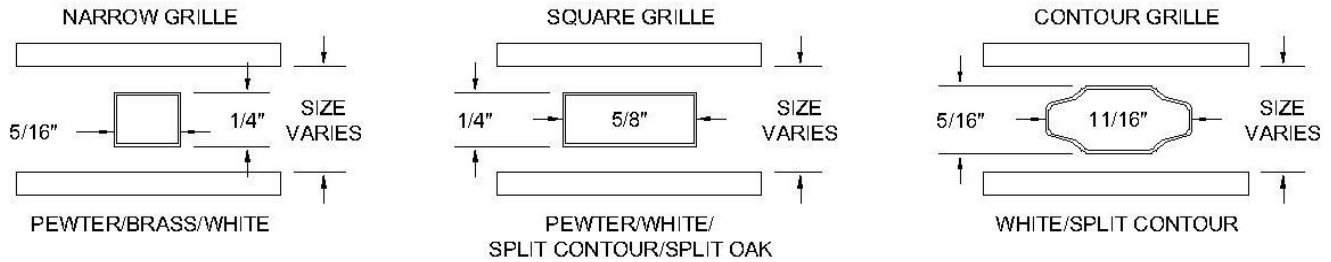


(*Not Available with Contour Grille)

Note: Grilles between the glass panes may "rattle" when subjected to vibrations or windy conditions

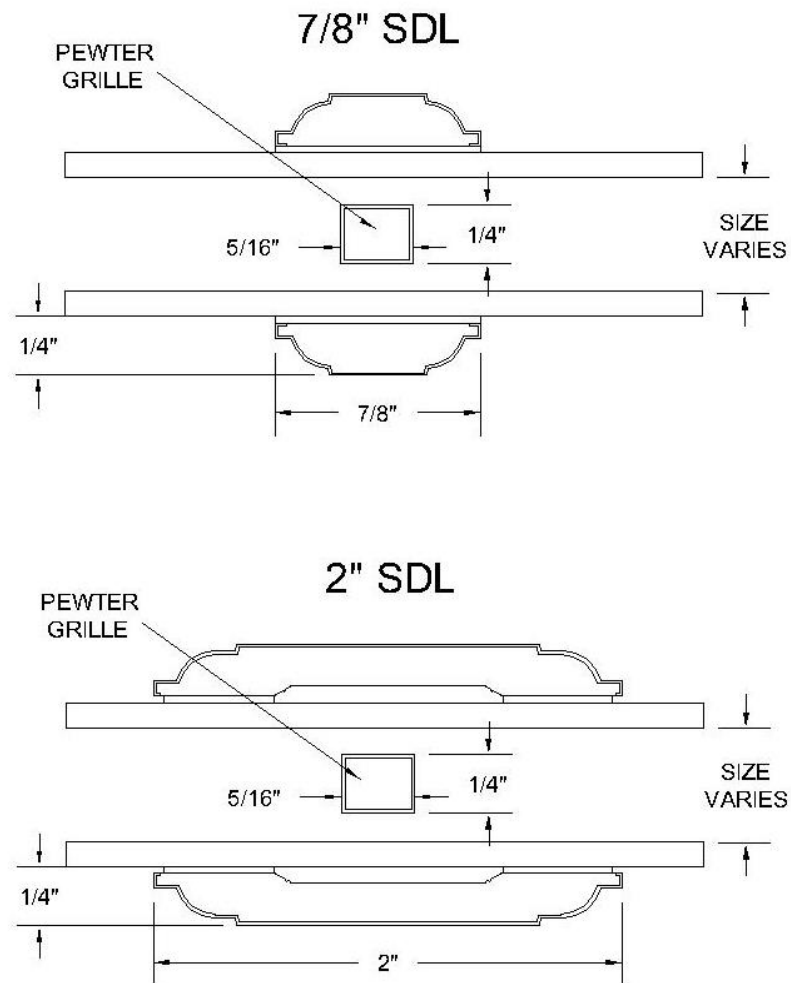
- 48" maximum unsupported horizontal span on 1/4" x 5/16" grille
- 60" maximum unsupported horizontal span on 1/4" x 5/8" flat grille
- 84" maximum unsupported horizontal span on 5/16" x 3/4" contour grille
- Prairie grilles available with 3 1/2" or 4 1/2" corners
- Minimum 8" diameter on contour grille. Minimum 10" if adding square grilles below in the same sealed unit

Between the Glass Grilles



Note: For triple glazing, grilles are placed in exterior airspace

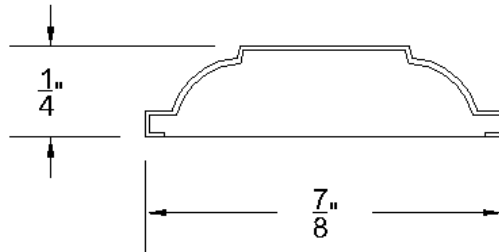
Simulated Divided Lites



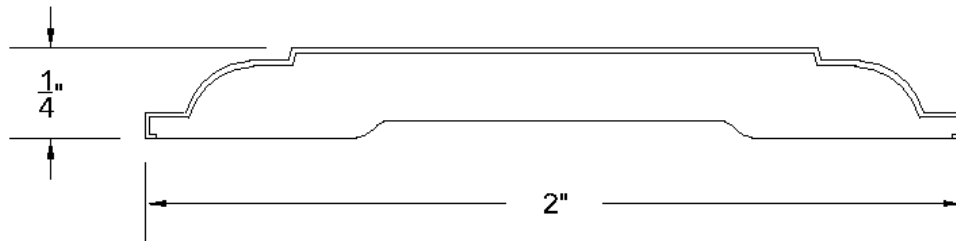
Note: Pewter air space grille is not available for SDL grilles with triple glazing

Simulated Divided Lites

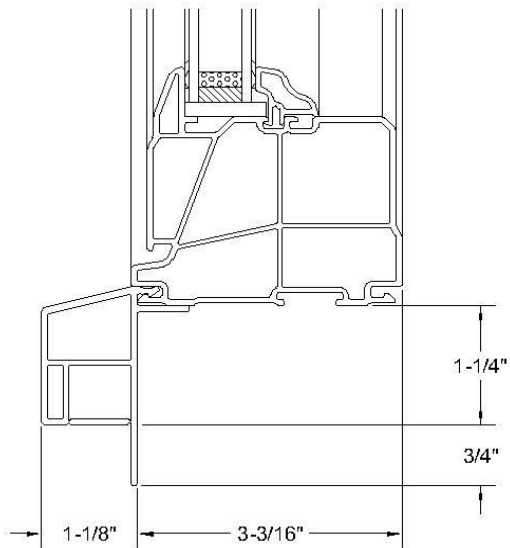
7/8" SDL



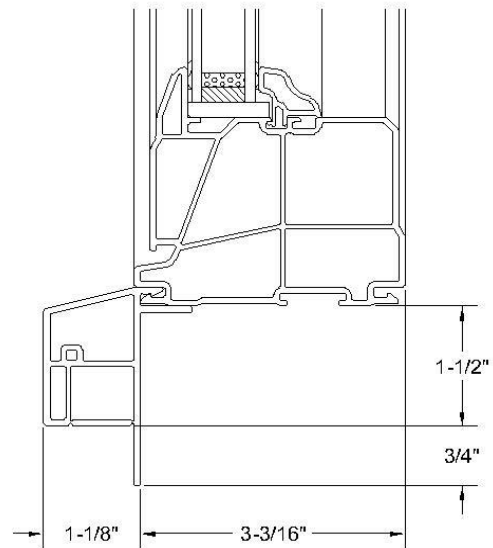
2" SDL



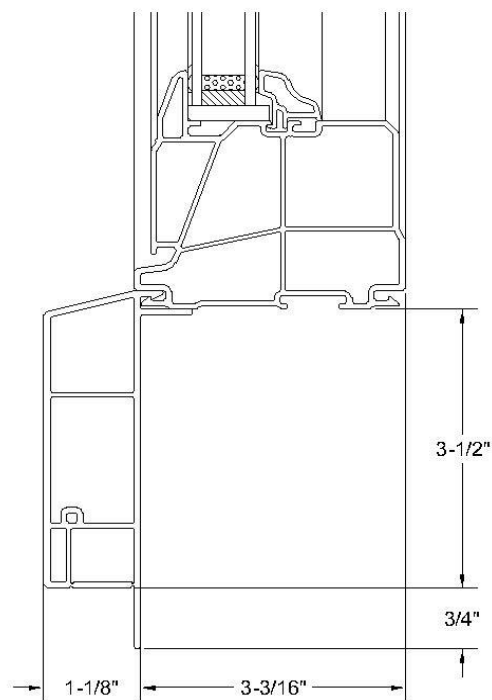
Standard Brickmold



1-1/4" BRICKMOLD

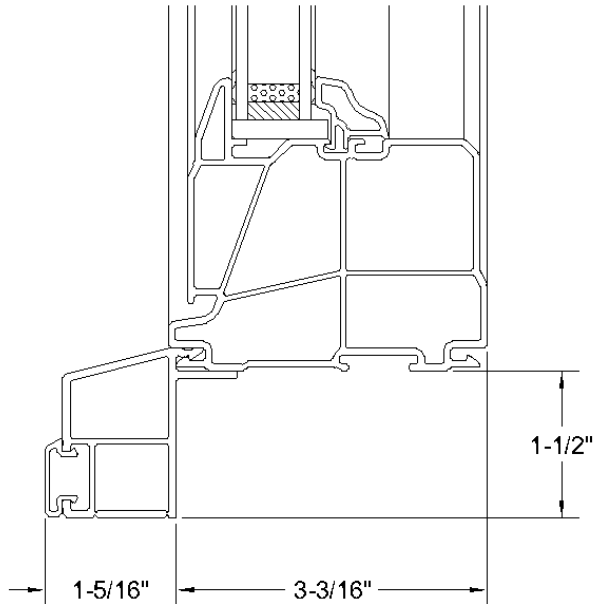


1-1/2" BRICKMOLD

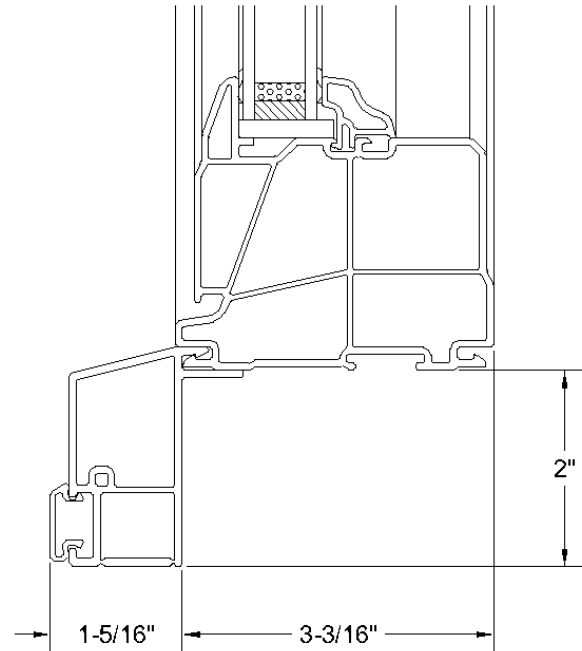


3-1/2" BRICKMOLD

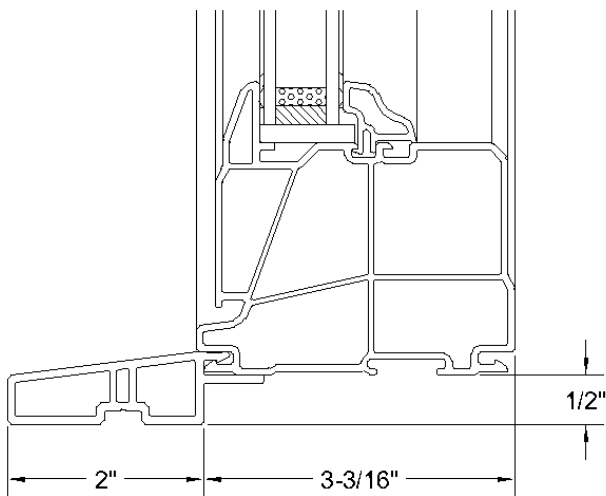
Renovation Brickmold



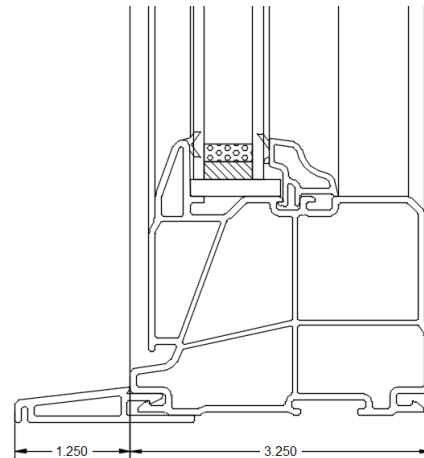
1-1/2" BRICKMOLD WITH CAP



2" BRICKMOLD WITH CAP

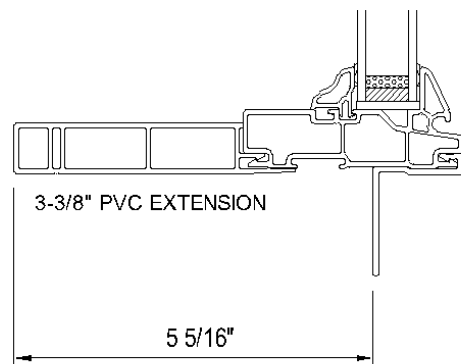
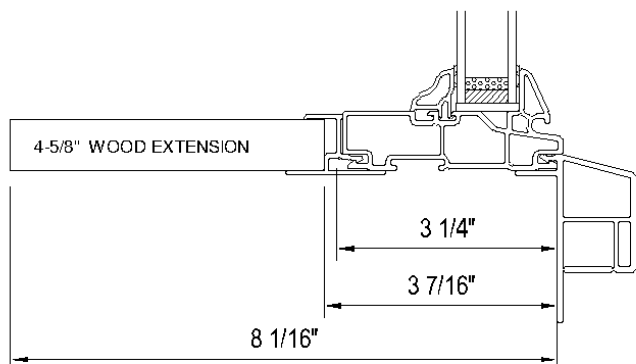
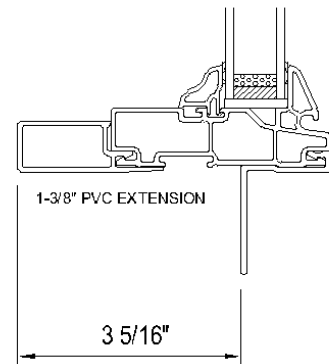
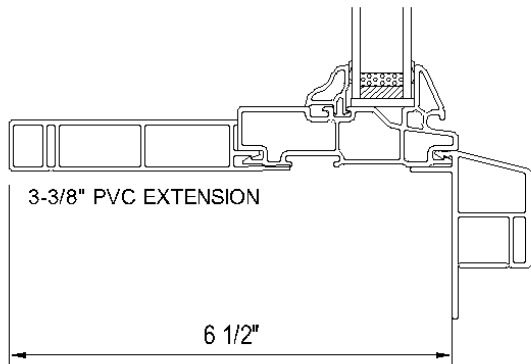
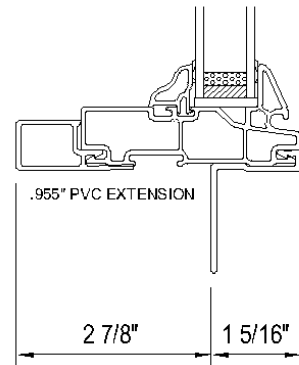
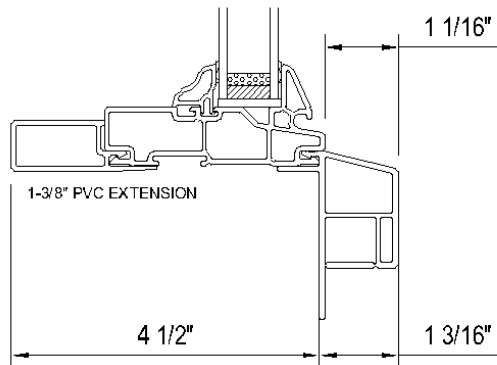


1/2" BRICKMOLD

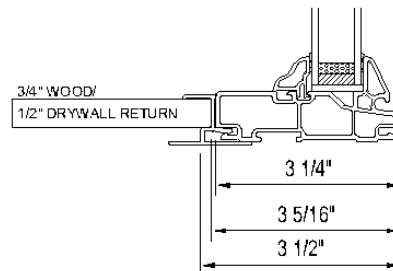
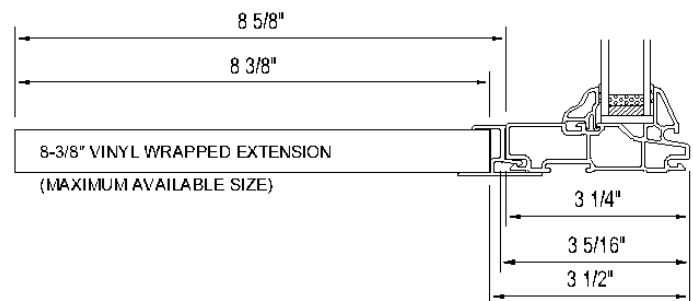
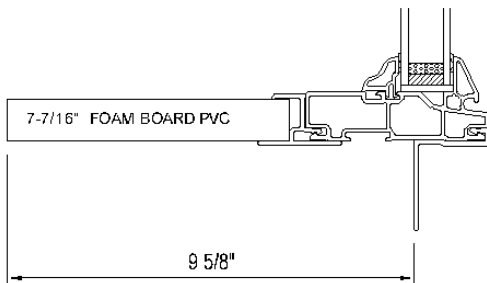
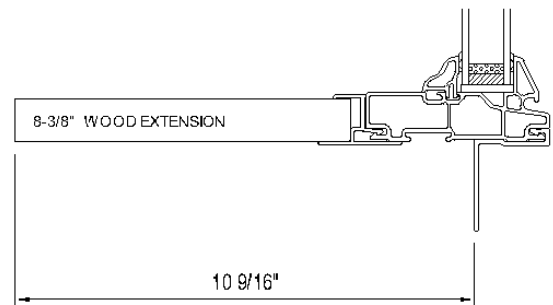
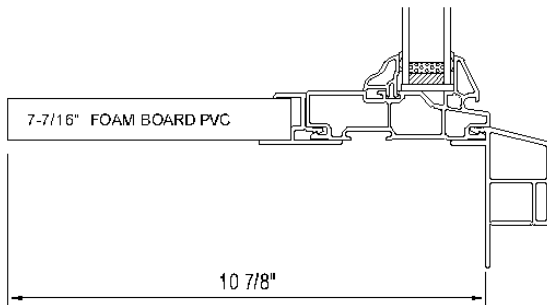
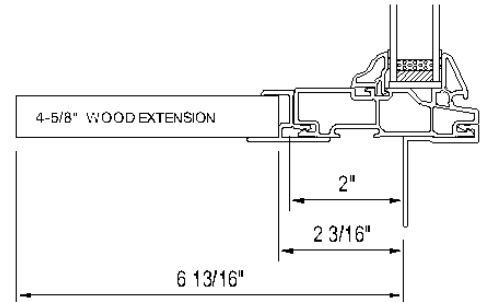
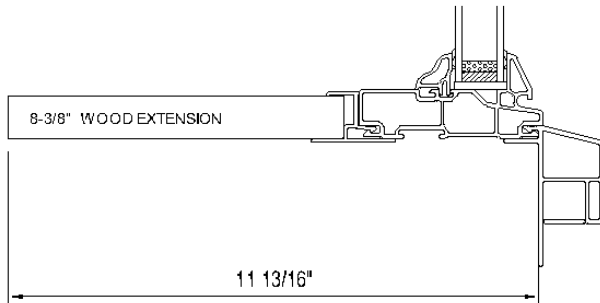


0" Brickmold/ Sill Extender

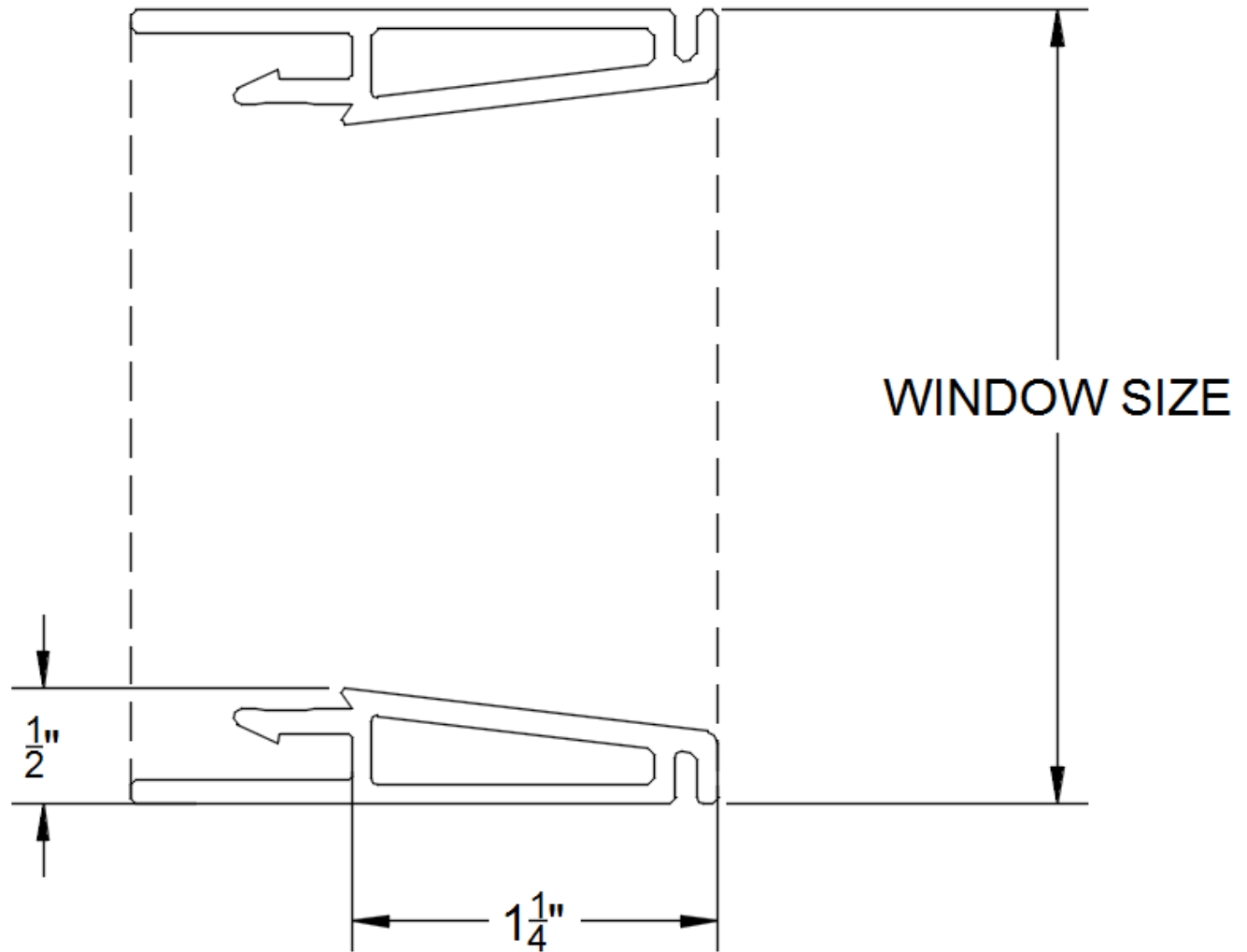
Accessories



Accessories



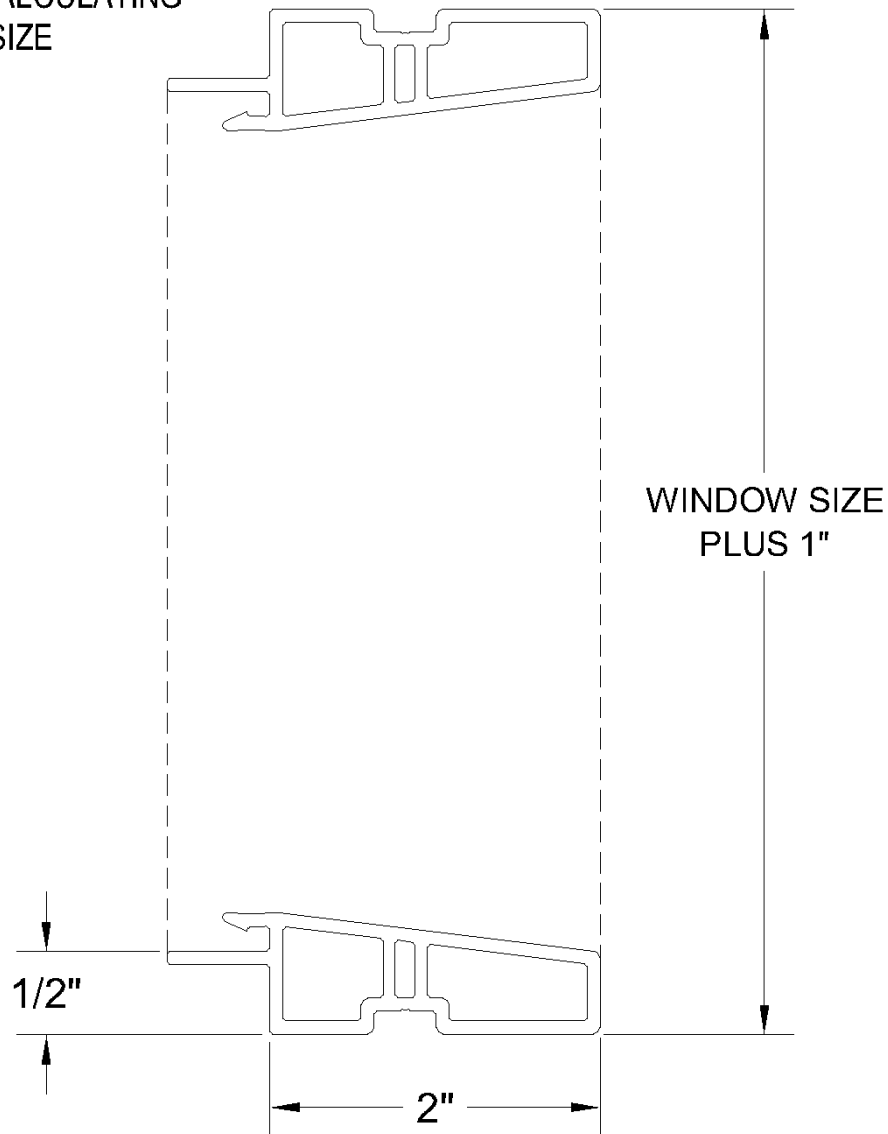
Exterior Accessories: 0" Brickmold - Frame Extender



Exterior Accessories: 1/2" Brickmold - Sill Nose

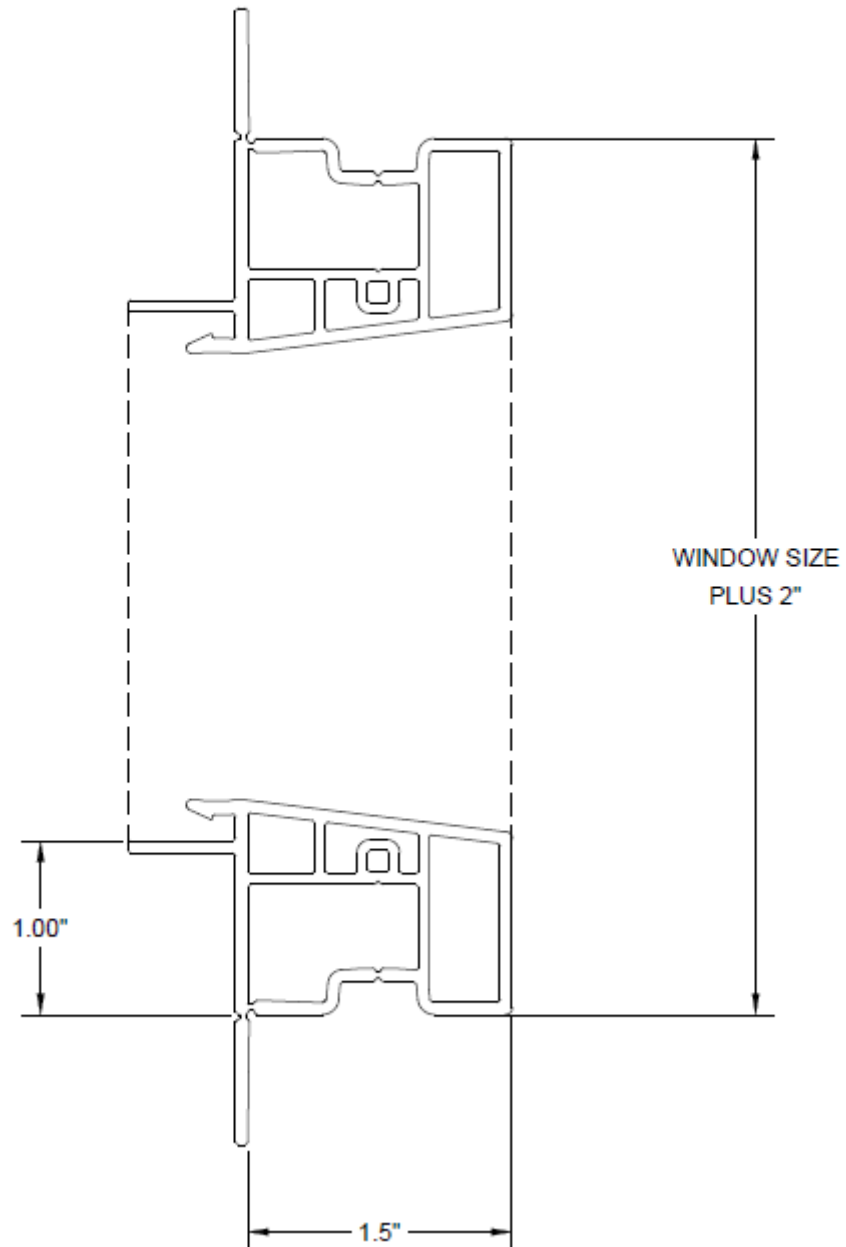
Note: Sill nose application may only be used with 1-½" brickmold and 2" brickmold with cap

DEDUCT 1/2" PER SIDE
WHEN CALCULATING
FRAME SIZE



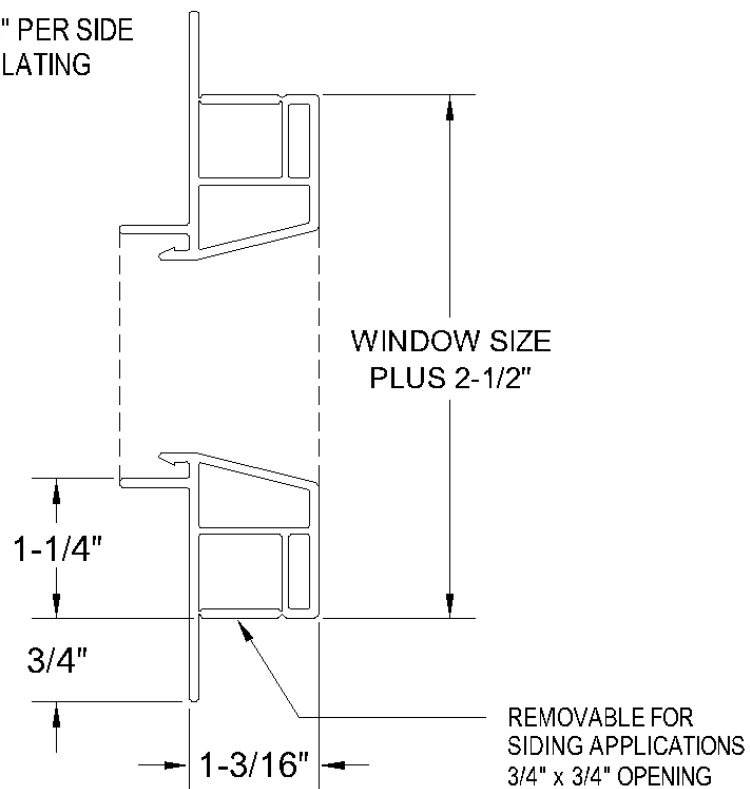
Exterior Accessories: 1.0" Brickmold

DEDUCT 1.0" PER SIDE
WHEN CALCULATING
FRAME SIZE

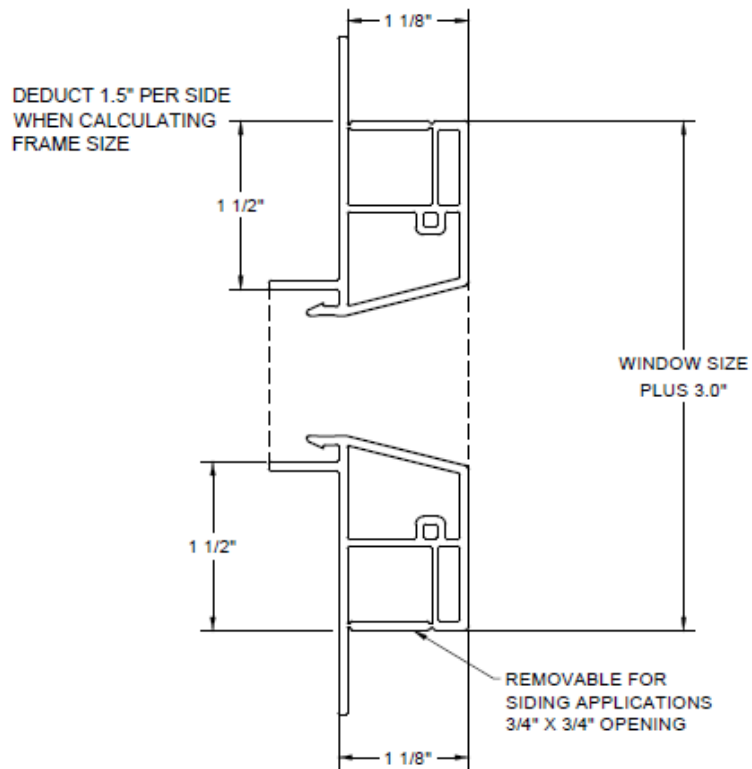


Exterior Accessories: 1-1/4" Brickmold

DEDUCT 1-1/4" PER SIDE
WHEN CALCULATING
FRAME SIZE

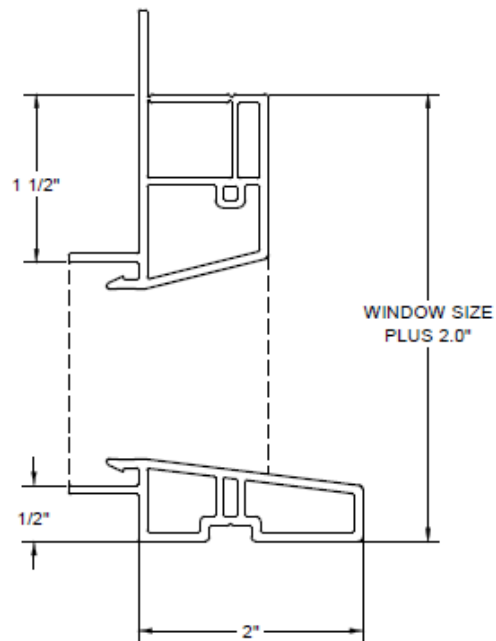
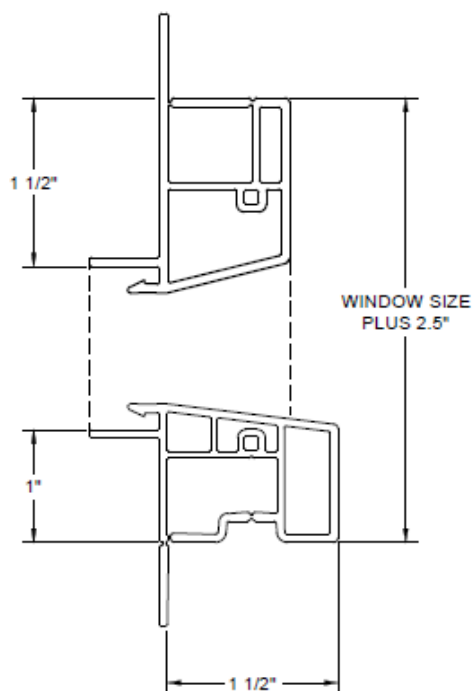


Exterior Accessories: 1-1/2" Brickmold



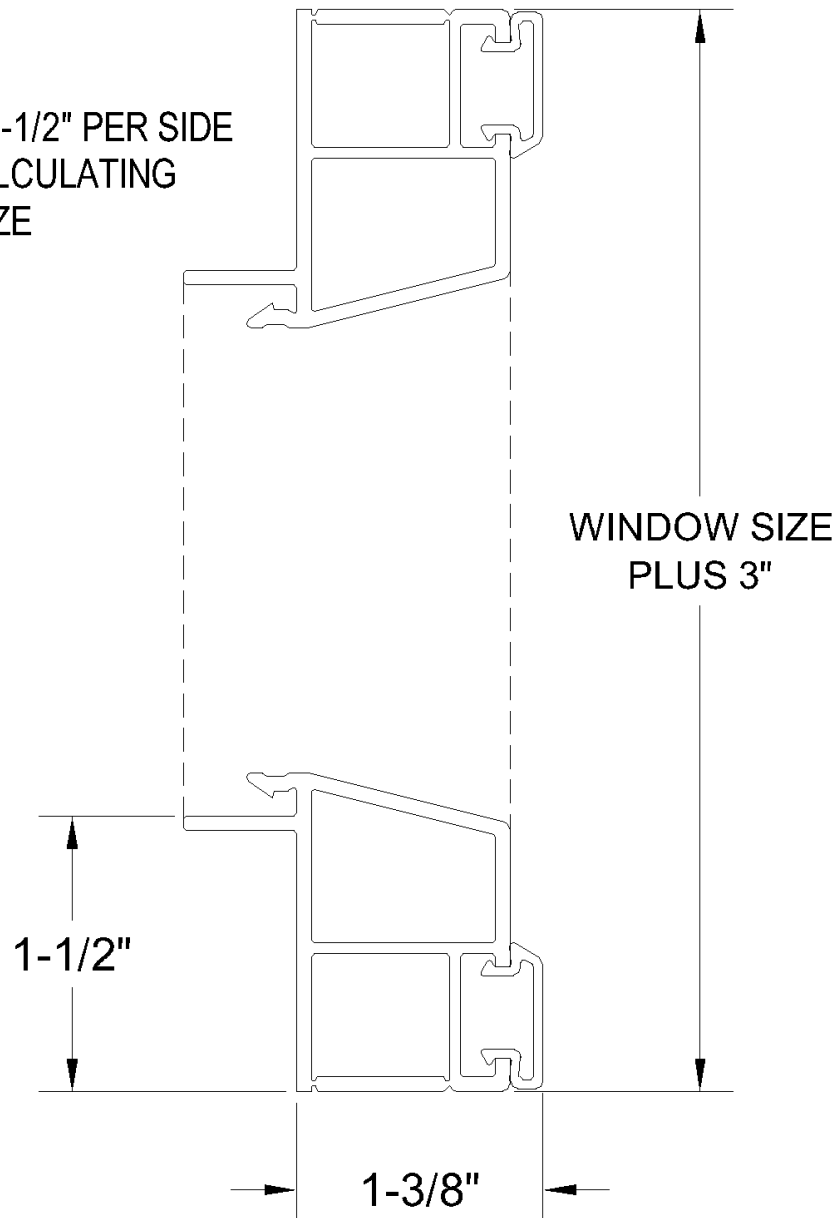
WHEN USING THE 1" BRICKMOLD AS A
SILL NOSE, DEDUCT 2.5" IN TOTAL
WHEN CALCULATING FRAME HEIGHT

WHEN USING THE 1/2" BRICKMOLD AS
A SILL NOSE, DEDUCT 2.0" IN TOTAL
WHEN CALCULATING FRAME HEIGHT



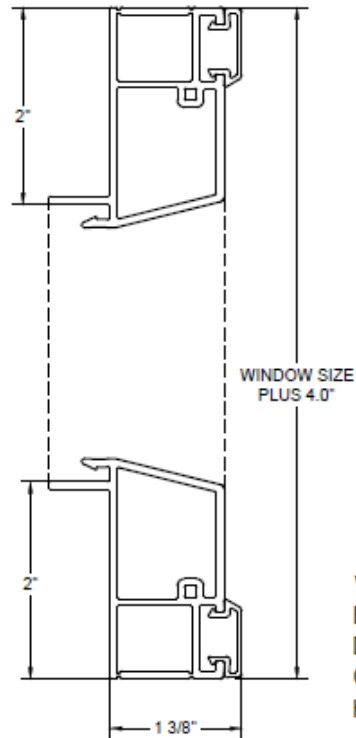
1-1/2" Brickmold With Cap (1000 Series)

DEDUCT 1-1/2" PER SIDE
WHEN CALCULATING
FRAME SIZE

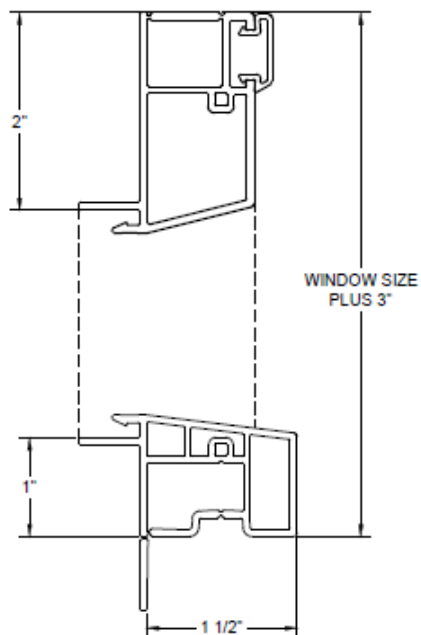


Exterior Accessories: 2" Brickmold

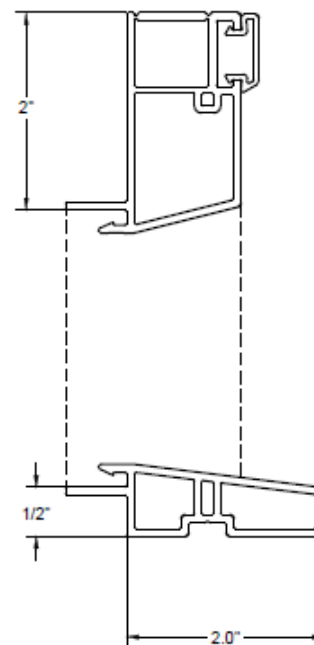
DEDUCT 2" PER SIDE
WHEN CALCULATING
FRAME SIZE



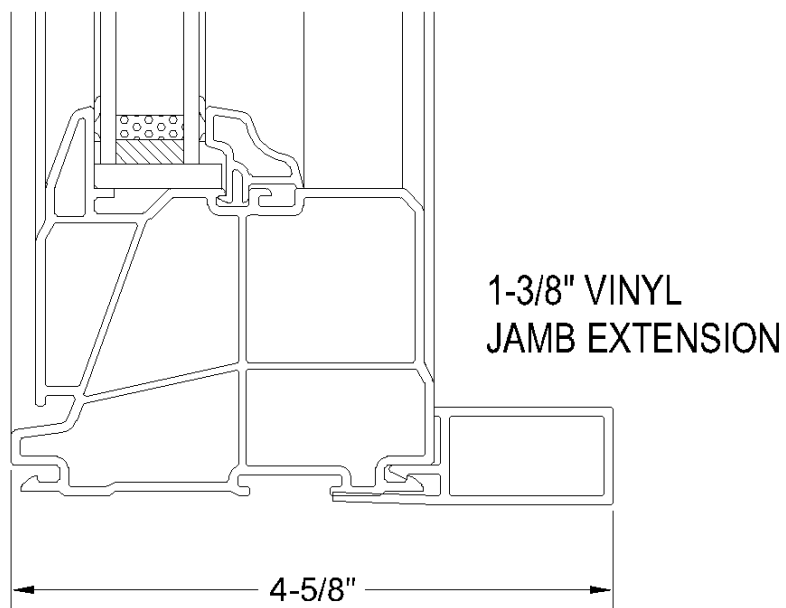
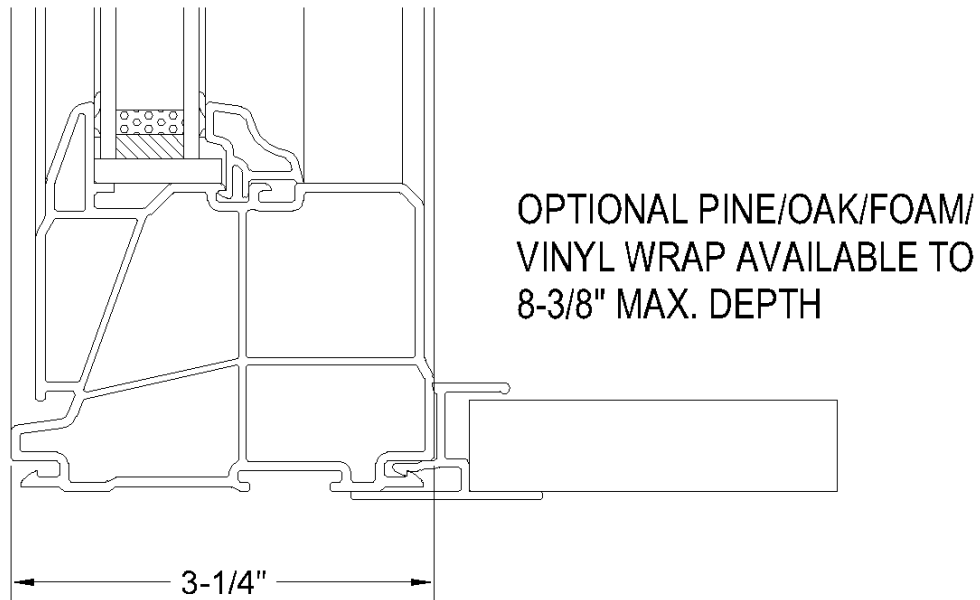
WHEN USING THE 1"
BRICKMOLD AS A SILL NOSE,
DEDUCT 3" IN TOTAL WHEN
CALCULATING FRAME
HEIGHT



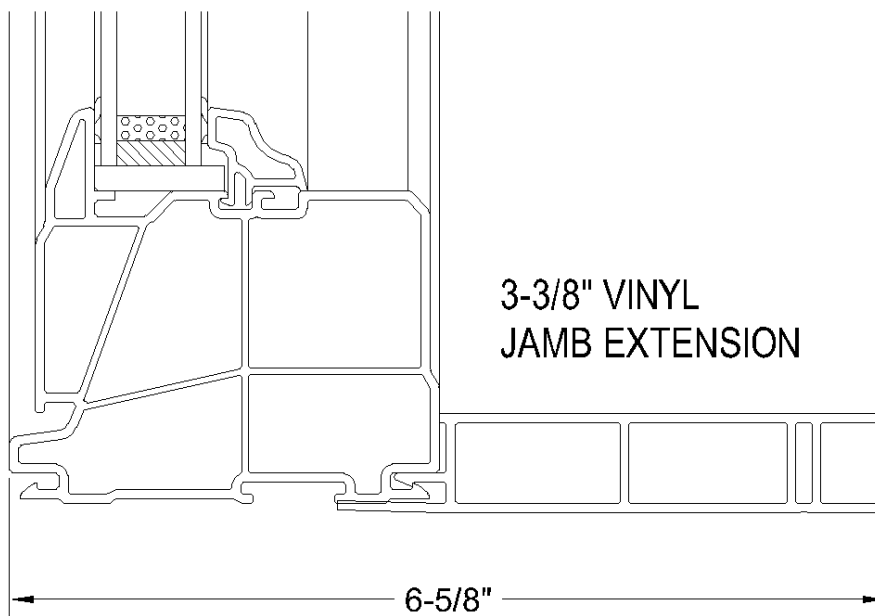
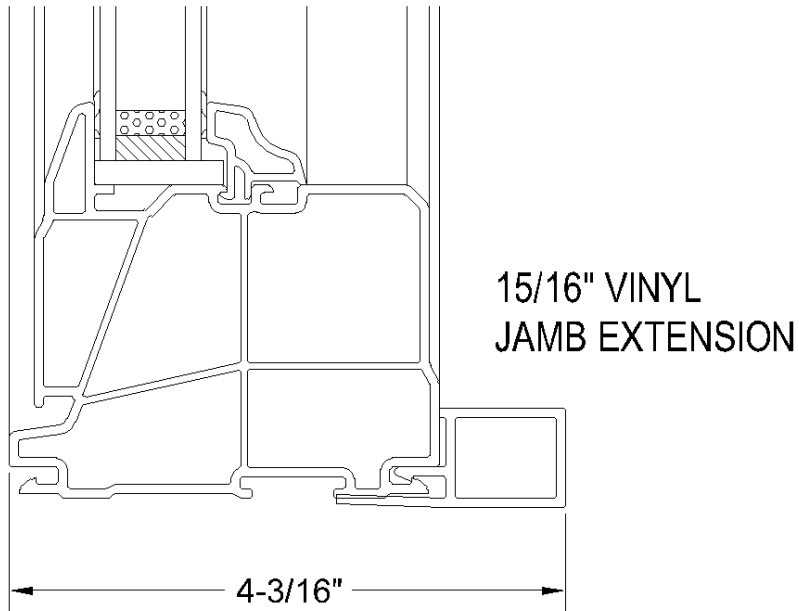
WHEN USING THE 1/2"
BRICKMOLD AS A SILL NOSE,
DEDUCT 2.5" IN TOTAL WHEN
CALCULATING FRAME
HEIGHT



Interior Accessories- Jamb Extensions



Interior Accessories – Jamb Extensions



JAMB EXTENSIONS:
***AVAILABLE**

Jamb Extension	Total Jamb Depth		Vinyl Wrapped MDF		*Oak Veneer		Primed With White Wood Return
	With Nail Fin	With Brickmold	White	Stainable/ Paintable, Kolonial Oak, Espresso, Midnight Black, Hickory	With White Wood Return	With Laminate Interior Wood Return	
Up to 2-1/8"	3-3/16" to 4-5/16"	4-7/16" to 5-9/16"	*	*	*	*	*
2-1/8" to 4-5/8"	4-5/16" to 6-13/16"	5-9/16" to 8-1/16"	*	*	*	*	*
4-5/8" to 8-3/8"	6-13/16" to 10-9/16"	8-1/16" to 11-13/16"	*	*	*	*	*

*Oak jamb extensions exceeding 12 ft. in length will be spliced

Note: Total jamb depth (including window and extension) over 8-1/2" will have the extensions shipped loose. These will be pre-cut and pre-drilled for simple jobsite application. Wood return will be attached to the window.

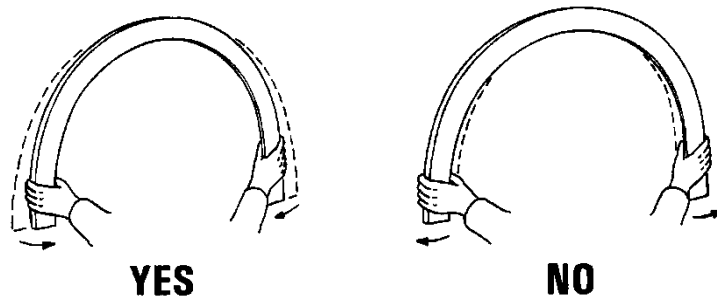
Extruded Vinyl Jamb Extension					
Jamb Extension	Total Jamb Depth		White	Stainable/ Paintable, Kolonial Oak,	Espresso, Midnight Black, Hickory
	With Nail Fin	With Brickmold			
15/16"	5-15/16"	4-1/8"	*	*	*
1-3/8"	3-3/8"	4-1/2"	*	*	*
3-3/8"	5-3/8"	6-1/2"	*	*	*

Foam Board PVC Jamb Extension					
Jamb Extension	Total Jamb Depth		White	Stainable/Paintable or Kolonial Oak	Espresso, Midnight Black, Hickory
	With Nail Fin	With Brickmold			
Up to 3-5/8"	3-3/16" to 5-13/16"	4-7/16" to 7-1/16"	*	*	*
3-5/8" to 7-7/16"	5-13/16" to 9-5/8"	7-1/16" to 10-7/8"	*	*	*

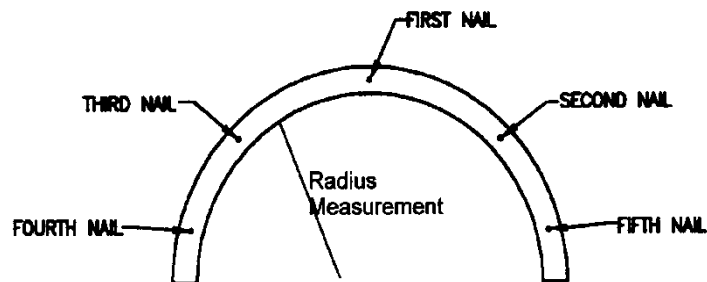
Note: Total jamb depth (including window and extension) over 8-1/2" will have the extensions shipped loose. These will be pre-cut and pre-drilled for simple jobsite application. Wood return will be attached to the window.

Curved Jamb Extension

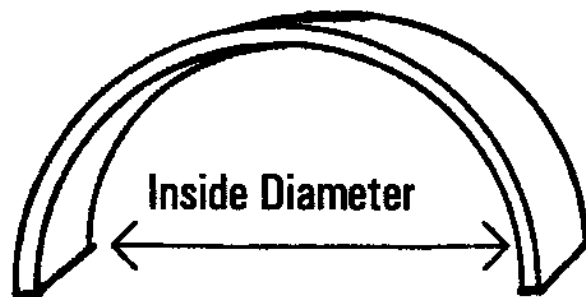
The nature of a laminated jamb extension allows for a certain amount of inward flexing to adjust the size, but **DO NOT spring it outward**, or it will delaminate.



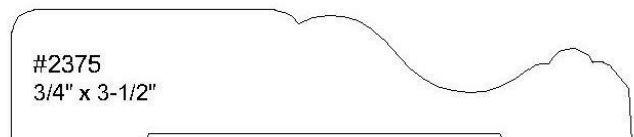
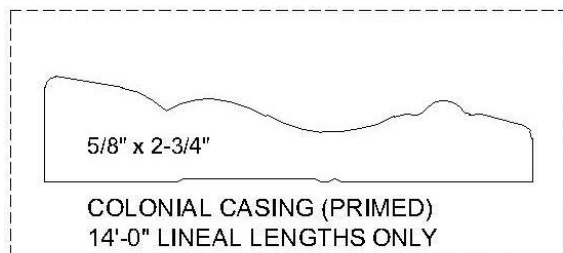






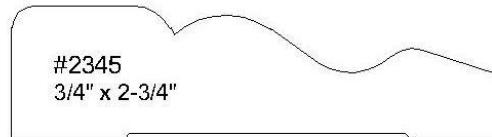
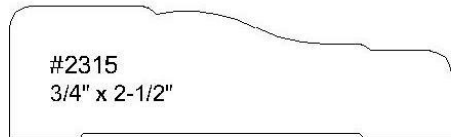

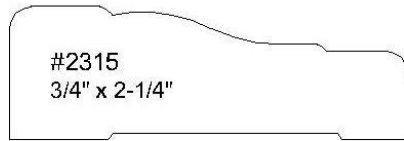
The first nail should be installed at the center top of the jamb extension so that you can control the fit. Then nail alternately from right to left. This allows an even balance so that the jamb extension can be adjusted to fit, if necessary.



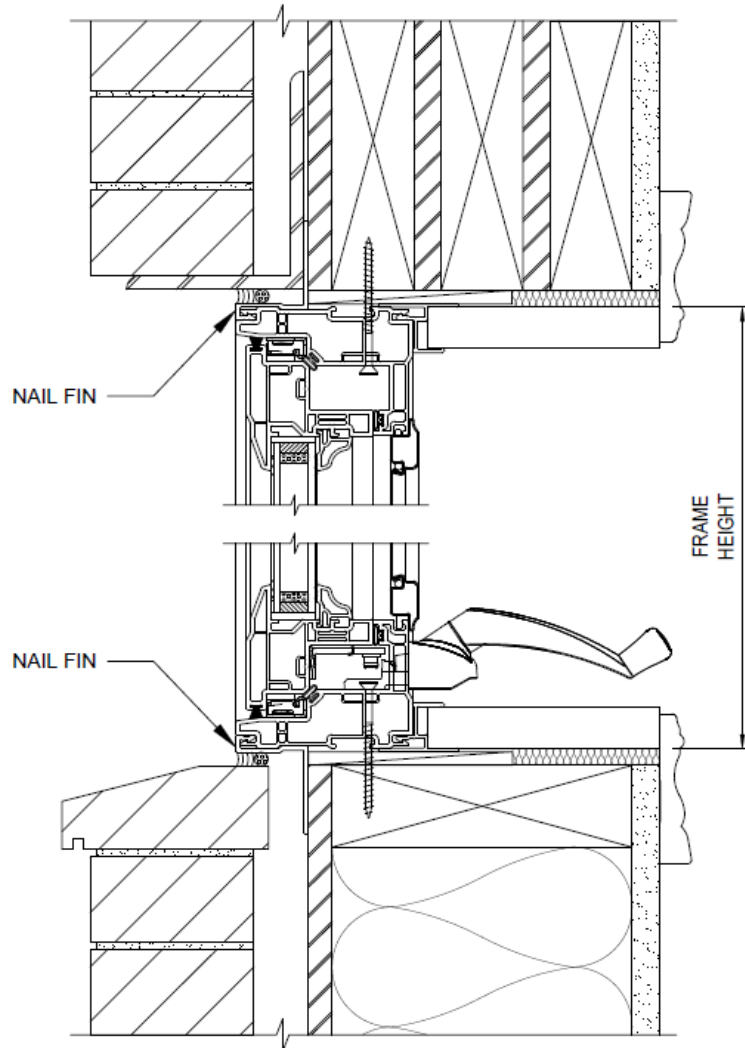
INWARD FLEX CHART FOR JAMB EXTENSION	
Inside Diameter	Flex In
18" to 26"	3/4"
27" to 36"	7/8"
37" to 46"	1"
47" to 66"	1-1/8"
67" to 94-1/2"	1-1/4"



Wood Trim Profiles



1171 Casement (With Nail Fin) In Brick Wall



PROVIDE A CONTINUOUS BEAD OF SEALANT BEHIND THE NAILING FIN BEFORE SETTING THE UNIT IN PLACE AND SEAL FIN WITH WATER PROOF TAPE

SHIM UNIT IN OPENING PLUMB, LEVEL AND SQUARE

DRIP CAP AND "J" TRIM RECOMMENDED. SEAL BEHIND AND UNDERNEATH.

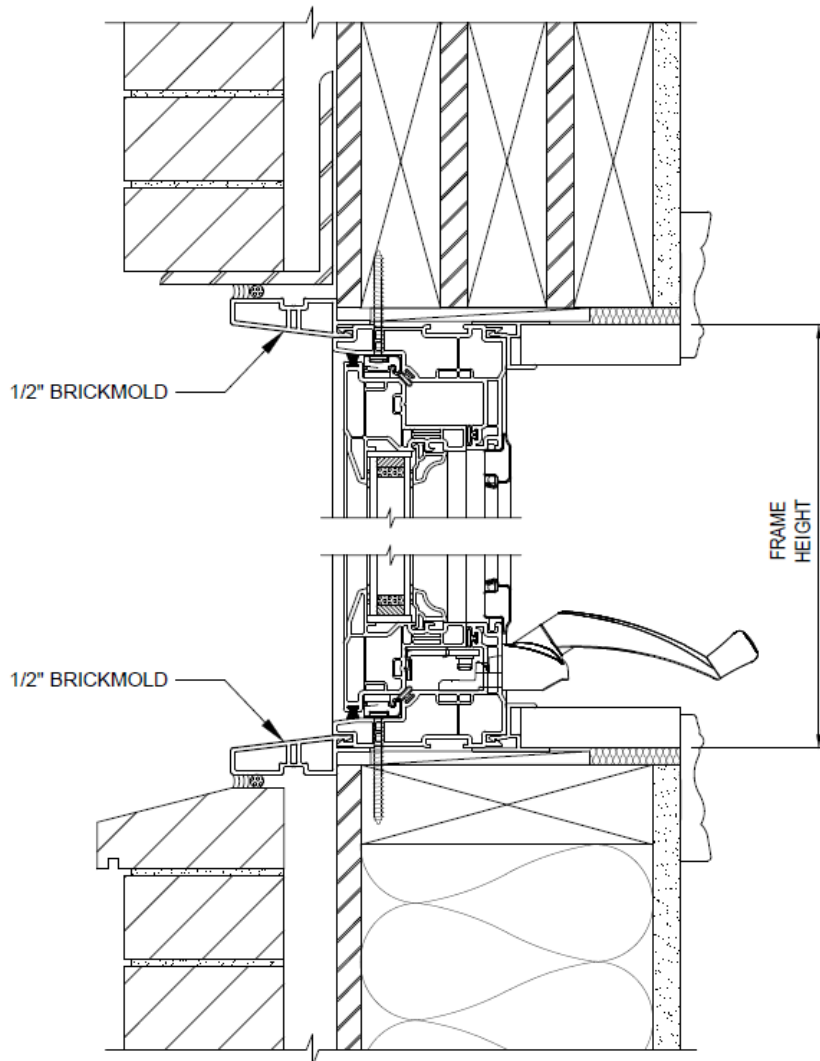
NORTH STAR WINDOWS MUST BE MOUNTED THROUGH THE FRAME (USE SCREWS AS SHOWN OR USE CONTRACTOR CLIP).

FILL VOIDS AROUND UNIT WITH INSULATION. DO NOT OVER FILL CAUSING UNIT TO BOW.

WHEN RIGID INSULATION OR OTHER COMPRESSIBLE SHEATHING MATERIAL IS USED. PROVIDE SOLID BLOCKING FOR FIN ATTACHMENT.

DETAILS SHOWN ARE NOT INTENDED TO REFLECT COMPLETE INSTALLATION PROCEDURES. BUT DO REFLECT BASIC INSTALLATION CONCEPTS.

1171 Casement (With 1/2" Brickmold) In Brick Wall



PROVIDE A CONTINUOUS BEAD OF SEALANT BEHIND THE NAILING FIN BEFORE SETTING THE UNIT IN PLACE AND SEAL FIN WITH WATER PROOF TAPE

SHIM UNIT IN OPENING PLUMB, LEVEL AND SQUARE

DRIP CAP AND "J" TRIM RECOMMENDED. SEAL BEHIND AND UNDERNEATH.

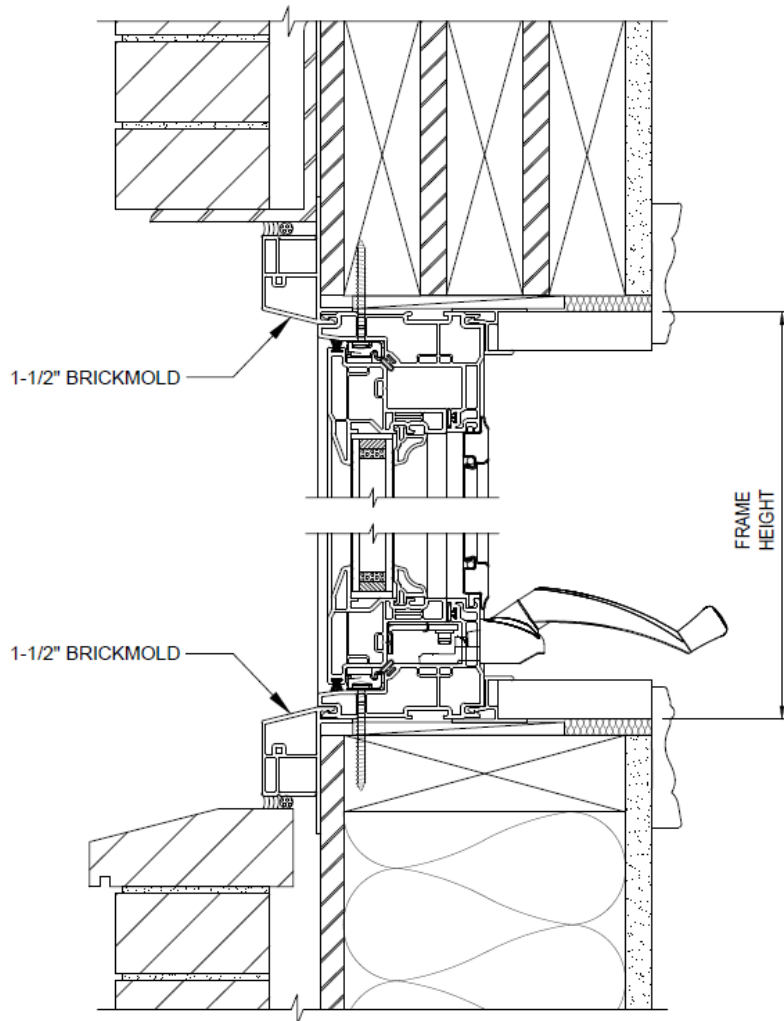
NORTH STAR WINDOWS MUST BE MOUNTED THROUGH THE FRAME (USE SCREWS AS SHOWN OR USE CONTRACTOR CLIP).

FILL VOIDS AROUND UNIT WITH INSULATION. DO NOT OVER FILL CAUSING UNIT TO BOW.

WHEN RIGID INSULATION OR OTHER COMPRESSIBLE SHEATHING MATERIAL IS USED. PROVIDE SOLID BLOCKING FOR FIN ATTACHMENT.

DETAILS SHOWN ARE NOT INTENDED TO REFLECT COMPLETE INSTALLATION PROCEDURES. BUT DO REFLECT BASIC INSTALLATION CONCEPTS.

1171 Casement (With 1-1/2" Brickmold) In Brick Wall



PROVIDE A CONTINUOUS BEAD OF SEALANT BEHIND THE NAILING FIN BEFORE SETTING THE UNIT IN PLACE AND SEAL FIN WITH WATER PROOF TAPE

SHIM UNIT IN OPENING PLUMB, LEVEL AND SQUARE

DRIP CAP AND "J" TRIM RECOMMENDED. SEAL BEHIND AND UNDERNEATH.

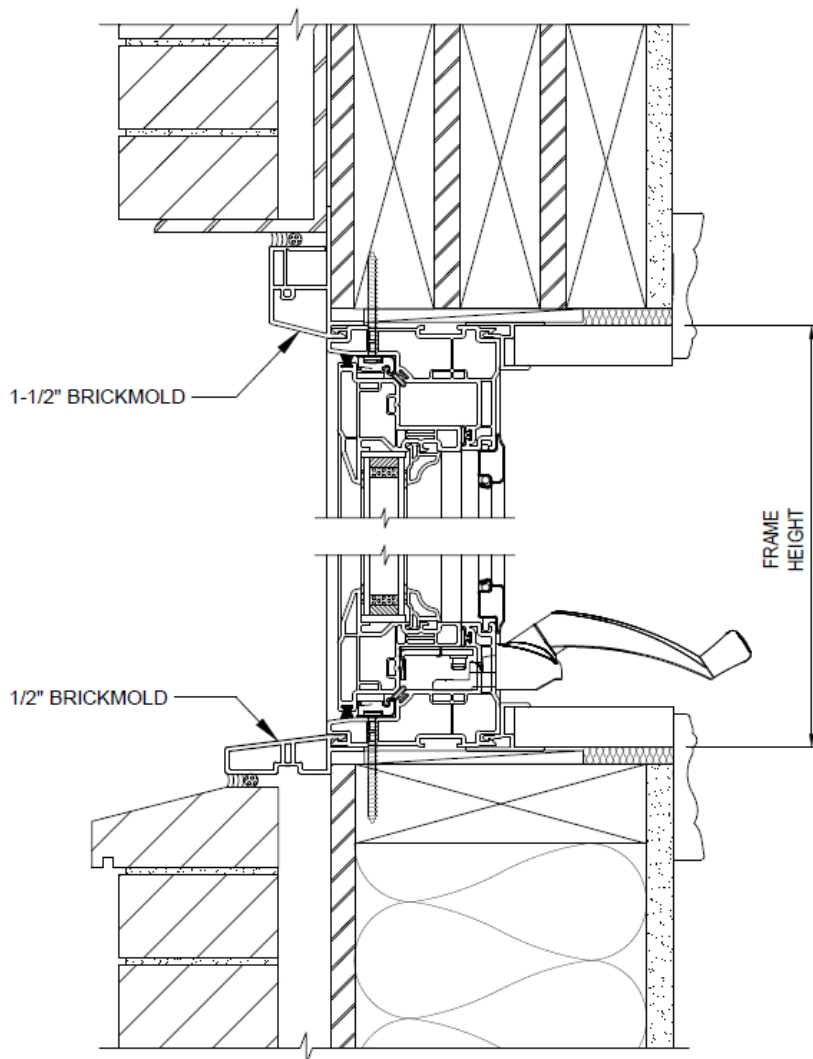
NORTH STAR WINDOWS MUST BE MOUNTED THROUGH THE FRAME (USE SCREWS AS SHOWN OR USE CONTRACTOR CLIP).

FILL VOIDS AROUND UNIT WITH INSULATION. DO NOT OVER FILL CAUSING UNIT TO BOW.

WHEN RIGID INSULATION OR OTHER COMPRESSIBLE SHEATHING MATERIAL IS USED. PROVIDE SOLID BLOCKING FOR FIN ATTACHMENT.

DETAILS SHOWN ARE NOT INTENDED TO REFLECT COMPLETE INSTALLATION PROCEDURES. BUT DO REFLECT BASIC INSTALLATION CONCEPTS.

1171 Casement (With 1-1/2" Brickmold & 1/2" Sillnose) In Brick Wall



PROVIDE A CONTINUOUS BEAD OF SEALANT BEHIND THE NAILING FIN BEFORE SETTING THE UNIT IN PLACE AND SEAL FIN WITH WATER PROOF TAPE

SHIM UNIT IN OPENING PLUMB, LEVEL AND SQUARE

DRIP CAP AND "J" TRIM RECOMMENDED. SEAL BEHIND AND UNDERNEATH.

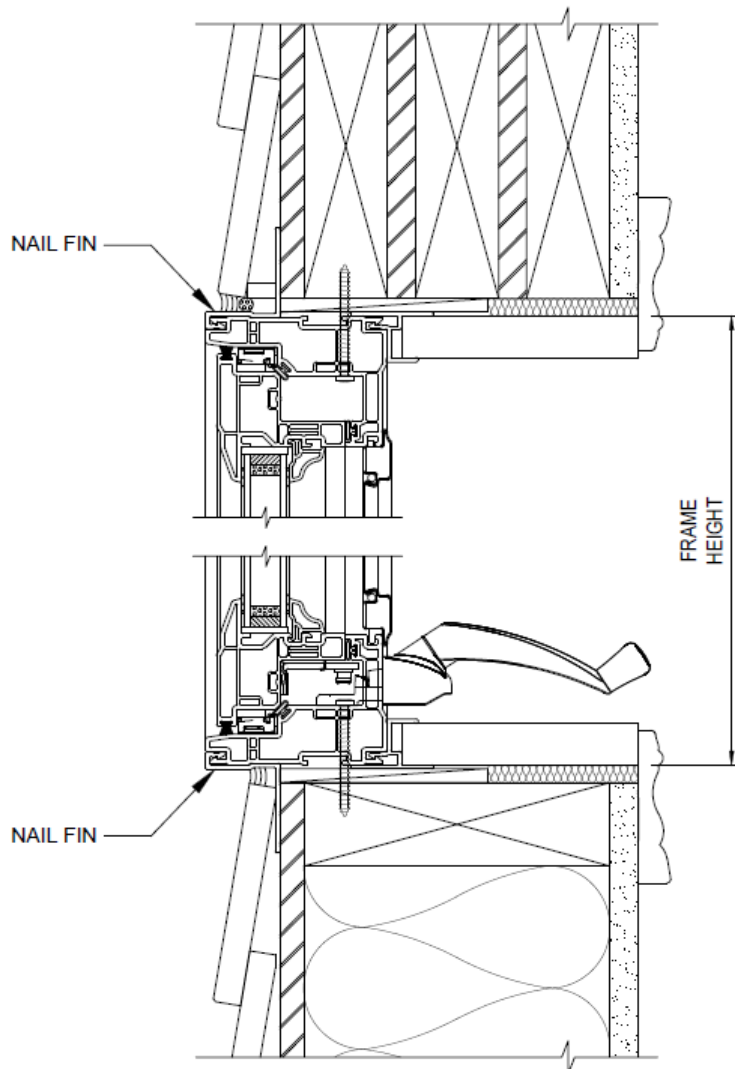
NORTH STAR WINDOWS MUST BE MOUNTED THROUGH THE FRAME (USE SCREWS AS SHOWN OR USE CONTRACTOR CLIP).

FILL VOIDS AROUND UNIT WITH INSULATION. DO NOT OVER FILL CAUSING UNIT TO BOW.

WHEN RIGID INSULATION OR OTHER COMPRESSIBLE SHEATHING MATERIAL IS USED. PROVIDE SOLID BLOCKING FOR FIN ATTACHMENT.

DETAILS SHOWN ARE NOT INTENDED TO REFLECT COMPLETE INSTALLATION PROCEDURES. BUT DO REFLECT BASIC INSTALLATION CONCEPTS.

1171 Casement (With Nail Fin) In Wall (With Siding)



PROVIDE A CONTINUOUS BEAD OF SEALANT BEHIND THE NAILING FIN BEFORE SETTING THE UNIT IN PLACE AND SEAL FIN WITH WATER PROOF TAPE

SHIM UNIT IN OPENING PLUMB, LEVEL AND SQUARE

DRIP CAP AND "J" TRIM RECOMMENDED. SEAL BEHIND AND UNDERNEATH.

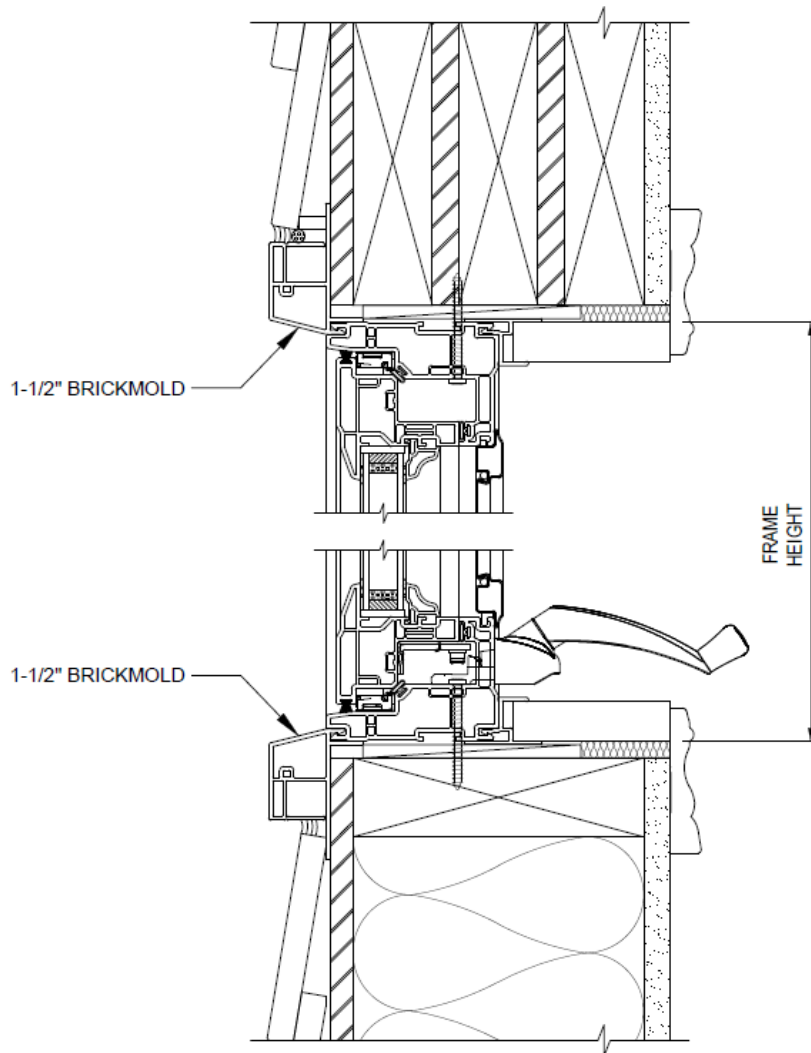
NORTH STAR WINDOWS MUST BE MOUNTED THROUGH THE FRAME (USE SCREWS AS SHOWN OR USE CONTRACTOR CLIP).

FILL VOIDS AROUND UNIT WITH INSULATION. DO NOT OVER FILL CAUSING UNIT TO BOW.

WHEN RIGID INSULATION OR OTHER COMPRESSIBLE SHEATHING MATERIAL IS USED. PROVIDE SOLID BLOCKING FOR FIN ATTACHMENT.

DETAILS SHOWN ARE NOT INTENDED TO REFLECT COMPLETE INSTALLATION PROCEDURES. BUT DO REFLECT BASIC INSTALLATION CONCEPTS.

1171 Casement (With 1-1/2" Brickmold) In Wall (With Siding)



PROVIDE A CONTINUOUS BEAD OF SEALANT BEHIND THE NAILING FIN BEFORE SETTING THE UNIT IN PLACE AND SEAL FIN WITH WATER PROOF TAPE

SHIM UNIT IN OPENING PLUMB, LEVEL AND SQUARE

DRIP CAP AND "J" TRIM RECOMMENDED. SEAL BEHIND AND UNDERNEATH.

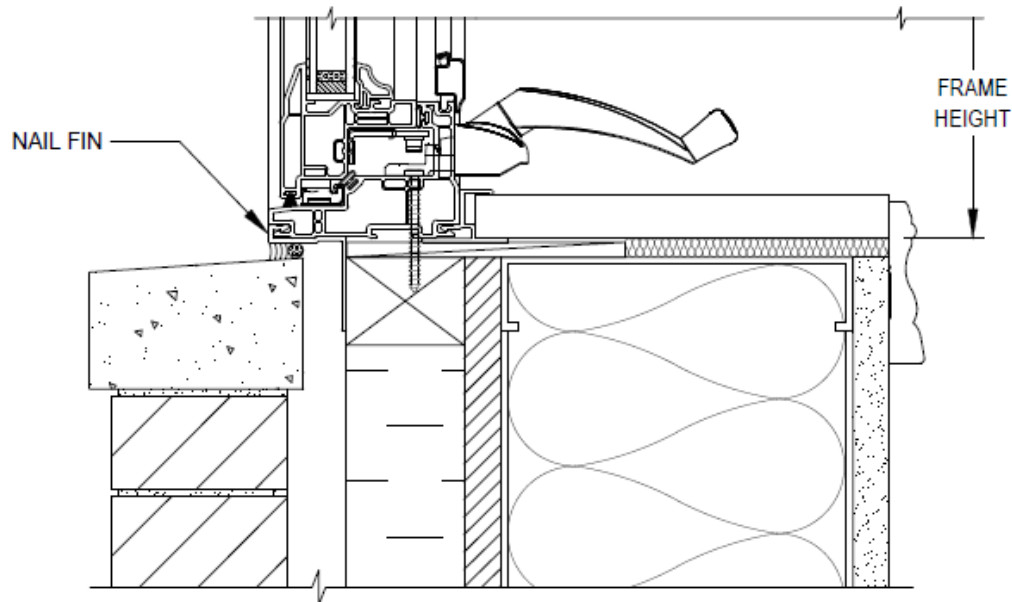
NORTH STAR WINDOWS MUST BE MOUNTED THROUGH THE FRAME (USE SCREWS AS SHOWN OR USE CONTRACTOR CLIP).

FILL VOIDS AROUND UNIT WITH INSULATION. DO NOT OVER FILL CAUSING UNIT TO BOW.

WHEN RIGID INSULATION OR OTHER COMPRESSIBLE SHEATHING MATERIAL IS USED. PROVIDE SOLID BLOCKING FOR FIN ATTACHMENT.

DETAILS SHOWN ARE NOT INTENDED TO REFLECT COMPLETE INSTALLATION PROCEDURES. BUT DO REFLECT BASIC INSTALLATION CONCEPTS.

1171 Casement (With Nail Fin) In Stone Wall



PROVIDE A CONTINUOUS BEAD OF SEALANT BEHIND THE NAILING FIN BEFORE SETTING THE UNIT IN PLACE OR SEAL FIN WITH WATER PROOF TAPE

SHIM UNIT IN OPENING PLUMB, LEVEL AND SQUARE

DRIP CAP RECOMMENDED, SEAL BEHIND AND UNDERNEATH

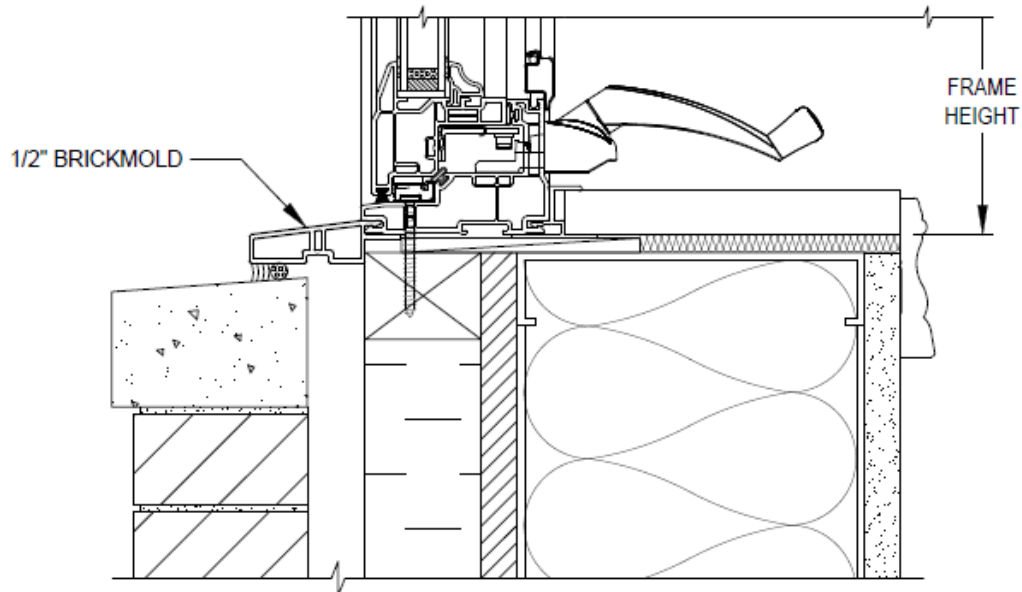
FILL VOIDS AROUND UNIT PERIMETER WITH INSULATION. DO NOT OVERFILL CAUSING UNIT TO BOW

WHEN RIGID INSULATION OR OTHER COMPRESSIBLE SHEATHING MATERIAL IS USED, PROVIDE SOLID BLOCKING FOR FIN ATTACHMENT

DETAILS SHOWN ARE NOT INTENDED TO REFLECT COMPLETE INSTALLATION PROCEDURES, BUT DO REFLECT BASIC INSTALLATION CONCEPTS

NORTH STAR WINDOWS MUST BE MOUNTED THROUGH THE FRAME
(USE SCREWS AS SHOWN OR USE CONTRACTOR CLIP).

1171 Casement (With 1/2" Brickmold) In Stone Wall



PROVIDE A CONTINUOUS BEAD OF SEALANT BEHIND THE NAILING FIN BEFORE SETTING THE UNIT IN PLACE OR SEAL FIN WITH WATER PROOF TAPE

FILL VOIDS AROUND UNIT PERIMETER WITH INSULATION. DO NOT OVERFILL CAUSING UNIT TO BOW

SHIM UNIT IN OPENING PLUMB, LEVEL AND SQUARE

WHEN RIGID INSULATION OR OTHER COMPRESSIBLE SHEATHING MATERIAL IS USED, PROVIDE SOLID BLOCKING FOR FIN ATTACHMENT

DRIP CAP RECOMMENDED, SEAL BEHIND AND UNDERNEATH

DETAILS SHOWN ARE NOT INTENDED TO REFLECT COMPLETE INSTALLATION PROCEDURES, BUT DO REFLECT BASIC INSTALLATION CONCEPTS

NORTH STAR WINDOWS MUST BE MOUNTED THROUGH THE FRAME
(USE SCREWS AS SHOWN OR USE CONTRACTOR CLIP).

THIS PAGE INTENTIONALLY
LEFT BLANK

Energy Star® - CANADA

Products may comply for Canada's Energy Star® program based on two compliance paths; either the product U-factor total or product Energy Rating (ER). The ER is based on a product's overall performance based on the following three criteria:

- 1) Solar heat gain
- 2) Heat loss through the frame, spacer and glass
- 3) Air leakage loss

The higher the ER number, the better the product's thermal performance

The U-factor and ER criteria for Canada are shown in the two tables below.

Table 2: U-factor Criteria for Residential Windows and Doors

Product	Maximum U-factor W/m ² ·K	Maximum U-factor Btu/h·ft ² ·F
Windows and Doors	1.22	0.21

Table 3: Alternate ER Criteria for Residential Windows and Doors

Product	Minimum ER (unitless)
Windows and Doors	34

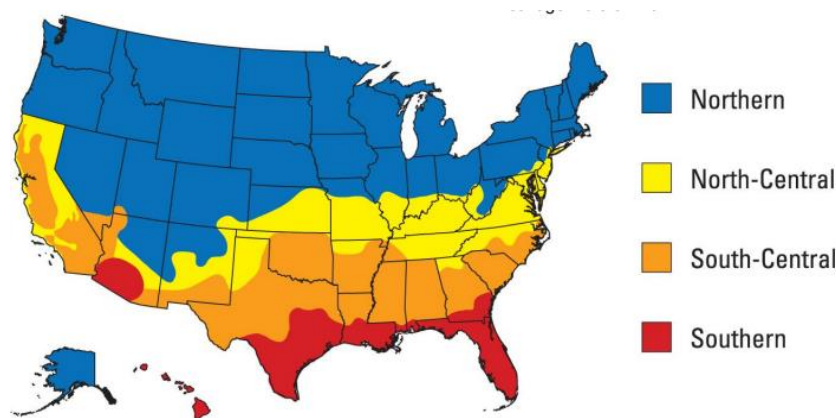
(the values above were obtained from the NRCAN website on January 1st /2020)

For more detailed information about the ER system and North Star products that qualify for Canada's Energy Star® program, visit the Energy star® website.

Energy Star® - USA

Energy Star® is a government-regulated program that was created by the Environmental Protection Agency (EPA), and the U.S. Department of Energy (DOE), to help consumers quickly and easily identify energy saving products. The Energy Star® program uses energy values obtained by window and door manufacturers through the National Fenestration Rating Council (NFRC) program. NFRC ratings are based on the energy performance of the total window or door – both glass and frame.

The Energy Star® program for the United States divides the nation into four separate climate zones – Northern, North-Central, South-Central, and Southern.



January 1, 2016 Energy Star® Qualification
Criteria for Windows in the USA

Windows			
Climate Zone	U-Factor ¹	SHGC ²	
Northern*	≤ 0.27	Any	Prescriptive
	= 0.28	≥ 0.32	Equivalent Energy Performance
	= 0.29	≥ 0.37	
	= 0.30	≥ 0.42	
North-Central	≤ 0.30	≤ 0.40	
South-Central	≤ 0.30	≤ 0.25	
Southern	≤ 0.40	≤ 0.25	

Air Leakage ≤ 0.3 cfm/ft²

¹ Btu/h ft²·°F

² Solar Heat Gain Coefficient

January 1, 2016 Energy Star® Qualification Criteria for Doors in the USA

Doors			
Glazing Level	U-Factor ¹	SHGC ²	
Opaque	≤ 0.17	No Rating	
≤ ½-Lite	≤ 0.25	≤ 0.25	
> ½-Lite	≤ 0.30	Northern	≤ 0.40
		Northern North-Central Southern South-Central	≤ 0.25

Air Leakage for Sliding Doors ≤ 0.3 cfm/ft²

Air Leakage for Swinging Doors ≤ 0.5 cfm/ft²

**Northern zone windows can meet prescriptive (1st row) or the equivalent alternative energy performance criteria to qualify for Energy Star®

1071 – Picture Window (No Sash) Energy Rating

Aug- 2020

1071 Glazing Options	Glazing Layers	Grid	Low-E	Gap Fill	U-Factor (M)	U-factor (IMP)	SHGC	VT	CR	ER	Energy Star Canada	Energy Star USA
366-Clear	Double	No	2	Air	1.65	0.29	0.25	0.57	58	18	No	NC,SC,S
366-Clear	Double	Yes	2	Air	1.65	0.29	0.23	0.52	58	17	No	NC,SC,S
366-Clear	Double	No	2	Argon	1.42	0.25	0.24	0.57	62	23	No	N,NC,SC,S
366-Clear	Double	Yes	2	Argon	1.42	0.25	0.22	0.52	62	22	No	N,NC,SC,S
366-Clear	Double	No	2	Blend	1.42	0.25	0.24	0.57	62	23	No	N,NC,SC,S
366-Clear	Double	Yes	2	Blend	1.42	0.25	0.22	0.52	62	22	No	N,NC,SC,S
Bronze-EA	Double	No	3	Air	1.87	0.33	0.51	0.51	55	28	No	none
Bronze-EA	Double	Yes	3	Air	1.87	0.33	0.47	0.46	55	26	No	none
Bronze-EA	Double	No	3	Argon	1.70	0.3	0.51	0.51	59	32	No	N
Bronze-EA	Double	Yes	3	Argon	1.70	0.3	0.46	0.46	59	29	No	N
Bronze-EA	Double	No	3	Blend	1.70	0.3	0.51	0.51	59	32	No	N
Bronze-EA	Double	Yes	3	Blend	1.70	0.3	0.46	0.46	59	29	No	N
Clear-EA	Double	No	3	Air	1.87	0.33	0.67	0.68	55	38	Yes	none
Clear-EA	Double	Yes	3	Air	1.87	0.33	0.6	0.61	55	34	Yes	none
Clear-EA	Double	No	3	Argon	1.70	0.3	0.67	0.68	59	41	Yes	N
Clear-EA	Double	Yes	3	Argon	1.70	0.3	0.6	0.61	59	37	Yes	N
Clear-EA	Double	No	3	Blend	1.70	0.3	0.67	0.68	59	41	Yes	N
Clear-EA	Double	Yes	3	Blend	1.70	0.3	0.61	0.61	59	38	Yes	N
EA-EA	Double	No	2 & 4	Argon	1.36	0.24	0.58	0.63	46	44	Yes	N
EA-EA	Double	Yes	2 & 4	Argon	1.36	0.24	0.52	0.57	46	40	Yes	N
EA-EA	Double	No	2 & 4	Blend	1.36	0.24	0.58	0.63	46	44	Yes	N
EA-EA	Double	Yes	2 & 4	Blend	1.36	0.24	0.52	0.57	46	40	Yes	N
Grey-EA	Double	No	3	Air	1.87	0.33	0.49	0.46	55	27	No	none
Grey-EA	Double	Yes	3	Air	1.87	0.33	0.44	0.41	55	24	No	none
Grey-EA	Double	No	3	Argon	1.70	0.3	0.49	0.46	59	31	No	N
Grey-EA	Double	Yes	3	Argon	1.70	0.3	0.44	0.41	59	28	No	N
Grey-EA	Double	No	3	Blend	1.70	0.3	0.49	0.46	59	31	No	N
Grey-EA	Double	Yes	3	Blend	1.70	0.3	0.44	0.41	59	28	No	N
366-Clear-Clear	Triple	No	2	Argon	1.19	0.21	0.23	0.53	69	27	Yes	N,NC,SC,S
366-Clear-Clear	Triple	Yes	2	Argon	1.25	0.22	0.21	0.47	69	25	No	N,NC,SC,S
366-Clear-Clear	Triple	No	2	Blend	1.19	0.21	0.23	0.53	70	27	Yes	N,NC,SC,S
366-Clear-Clear	Triple	Yes	2	Blend	1.25	0.22	0.21	0.47	70	25	No	N,NC,SC,S
366-Clear-Clear	Triple	No	2	Krypton	1.02	0.18	0.22	0.53	72	30	Yes	N,NC,SC,S
366-Clear-Clear	Triple	Yes	2	Krypton	1.08	0.19	0.2	0.47	72	28	Yes	N,NC,SC,S
Bronze-Clear-Clear	Triple	No		Argon	1.70	0.3	0.51	0.5	61	32	No	N
Bronze-Clear-Clear	Triple	Yes		Argon	1.76	0.31	0.46	0.45	61	28	No	none
Bronze-Clear-Clear	Triple	No		Blend	1.70	0.3	0.51	0.5	61	32	No	N
Bronze-Clear-Clear	Triple	Yes		Blend	1.70	0.3	0.46	0.45	61	29	No	N
Bronze-Clear-Clear	Triple	No		Krypton	1.59	0.28	0.51	0.5	63	35	Yes	N
Bronze-Clear-Clear	Triple	Yes		Krypton	1.59	0.28	0.46	0.45	63	32	No	N
Bronze-Clear-EA	Triple	No	5	Argon	1.36	0.24	0.47	0.47	67	37	Yes	N
Bronze-Clear-EA	Triple	Yes	5	Argon	1.36	0.24	0.42	0.42	67	34	Yes	N
Bronze-Clear-EA	Triple	No	5	Blend	1.31	0.23	0.47	0.47	67	38	Yes	N
Bronze-Clear-EA	Triple	Yes	5	Blend	1.31	0.23	0.42	0.42	67	36	Yes	N
Bronze-Clear-EA	Triple	No	5	Krypton	1.14	0.2	0.47	0.47	70	42	Yes	N
Bronze-Clear-EA	Triple	Yes	5	Krypton	1.19	0.21	0.42	0.42	70	38	Yes	N
Bronze-EA-EA	Triple	No	3 & 5	Argon	1.14	0.2	0.44	0.44	71	40	Yes	N
Bronze-EA-EA	Triple	Yes	3 & 5	Argon	1.14	0.2	0.4	0.39	71	38	Yes	N,NC
Bronze-EA-EA	Triple	No	3 & 5	Blend	1.08	0.19	0.44	0.44	72	42	Yes	N
Bronze-EA-EA	Triple	Yes	3 & 5	Blend	1.14	0.2	0.4	0.39	72	38	Yes	N,NC
Bronze-EA-EA	Triple	No	3 & 5	Krypton	0.91	0.16	0.44	0.44	75	45	Yes	N

1071 Glazing Options	Glazing Layers	Grid	Low-E	Gap Fill	U-Factor (M)	U-factor (IMP)	SHGC	VT	CR	ER	Energy Star Canada	Energy Star USA
Bronze-EA-EA	Triple	Yes	3 & 5	Krypton	0.97	0.17	0.39	0.39	75	41	Yes	N,NC
Clear-Clear-EA	Triple	No	5	Argon	1.36	0.24	0.61	0.63	67	45	Yes	N
Clear-Clear-EA	Triple	Yes	5	Argon	1.36	0.24	0.55	0.56	67	42	Yes	N
Clear-Clear-EA	Triple	No	5	Blend	1.31	0.23	0.61	0.63	67	47	Yes	N
Clear-Clear-EA	Triple	Yes	5	Blend	1.31	0.23	0.55	0.56	67	43	Yes	N
Clear-Clear-EA	Triple	No	5	Krypton	1.14	0.2	0.61	0.63	70	50	Yes	N
Clear-Clear-EA	Triple	Yes	5	Krypton	1.19	0.21	0.55	0.56	70	46	Yes	N
Clear-EA-EA	Triple	No	3 & 5	Argon	1.14	0.2	0.58	0.58	71	49	Yes	N
Clear-EA-EA	Triple	Yes	3 & 5	Argon	1.14	0.2	0.52	0.52	71	45	Yes	N
Clear-EA-EA	Triple	No	3 & 5	Blend	1.08	0.19	0.58	0.58	72	50	Yes	N
Clear-EA-EA	Triple	Yes	3 & 5	Blend	1.14	0.2	0.52	0.52	72	45	Yes	N
Clear-EA-EA	Triple	No	3 & 5	Krypton	0.91	0.16	0.58	0.58	75	54	Yes	N
Clear-EA-EA	Triple	Yes	3 & 5	Krypton	0.97	0.17	0.52	0.52	75	49	Yes	N
Grey-Clear-Clear	Triple	No		Argon	1.70	0.3	0.48	0.46	61	30	No	N
Grey-Clear-Clear	Triple	Yes		Argon	1.76	0.31	0.44	0.41	61	27	No	none
Grey-Clear-Clear	Triple	No		Blend	1.70	0.3	0.48	0.46	61	30	No	N
Grey-Clear-Clear	Triple	Yes		Blend	1.70	0.3	0.44	0.41	61	28	No	N
Grey-Clear-Clear	Triple	No		Krypton	1.59	0.28	0.48	0.46	63	33	No	N
Grey-Clear-Clear	Triple	Yes		Krypton	1.59	0.28	0.44	0.41	63	31	No	N
Grey-Clear-EA	Triple	No	5	Argon	1.36	0.24	0.44	0.42	67	36	Yes	N
Grey-Clear-EA	Triple	Yes	5	Argon	1.36	0.24	0.4	0.38	67	33	No	N,NC
Grey-Clear-EA	Triple	No	5	Blend	1.31	0.23	0.44	0.42	67	37	Yes	N
Grey-Clear-EA	Triple	Yes	5	Blend	1.31	0.23	0.4	0.38	67	34	Yes	N,NC
Grey-Clear-EA	Triple	No	5	Krypton	1.14	0.2	0.44	0.42	70	40	Yes	N
Grey-Clear-EA	Triple	Yes	5	Krypton	1.19	0.21	0.4	0.38	70	37	Yes	N,NC
Grey-EA-EA	Triple	No	3 & 5	Argon	1.14	0.2	0.41	0.4	71	39	Yes	N
Grey-EA-EA	Triple	Yes	3 & 5	Argon	1.14	0.2	0.38	0.36	71	37	Yes	N,NC
Grey-EA-EA	Triple	No	3 & 5	Blend	1.08	0.19	0.41	0.4	72	40	Yes	N
Grey-EA-EA	Triple	Yes	3 & 5	Blend	1.14	0.2	0.37	0.36	72	36	Yes	N,NC
Grey-EA-EA	Triple	No	3 & 5	Krypton	0.91	0.16	0.41	0.4	75	44	Yes	N
Grey-EA-EA	Triple	Yes	3 & 5	Krypton	0.97	0.17	0.37	0.36	75	40	Yes	N,NC

(SHGC) Solar Heat Gain Coefficient: The higher the SHGC, the more solar heat the window allows.

(VT) Visible Transmittance: The higher the VT, the more daylight is allowed in.

(CR) Condensation Resistance: The higher the CR, the less likely condensations is to occur.

1072 – Picture Window (With Sash) Energy Rating

Aug- 2020

1072 Glazing Options	Glazing Layers	Grid	Low-E	Gap Fill	U- Factor (M)	U-factor (IMP)	SHGC	VT	CR	ER	Energy Star Canada	Energy Star USA
366-Clear	Double	No	2	Air	1.65	0.29	0.22	0.51	58	17	No	NC,SC,S
366-Clear	Double	Yes	2	Air	1.65	0.29	0.2	0.45	58	15	No	NC,SC,S
366-Clear	Double	No	2	Argon	1.48	0.26	0.22	0.51	62	20	No	N,NC,SC,S
366-Clear	Double	Yes	2	Argon	1.48	0.26	0.2	0.45	62	19	No	N,NC,SC,S
366-Clear	Double	No	2	Blend	1.48	0.26	0.22	0.51	62	20	No	N,NC,SC,S
366-Clear	Double	Yes	2	Blend	1.48	0.26	0.2	0.45	62	19	No	N,NC,SC,S
Bronze-EA	Double	No	3	Air	1.87	0.33	0.46	0.45	55	26	No	none
Bronze-EA	Double	Yes	3	Air	1.87	0.33	0.41	0.4	55	23	No	none
Bronze-EA	Double	No	3	Argon	1.70	0.3	0.46	0.45	58	29	No	N
Bronze-EA	Double	Yes	3	Argon	1.70	0.3	0.41	0.4	58	26	No	none
Bronze-EA	Double	No	3	Blend	1.70	0.3	0.46	0.45	59	29	No	N
Bronze-EA	Double	Yes	3	Blend	1.70	0.3	0.41	0.4	59	26	No	none
Clear-EA	Double	No	3	Air	1.87	0.33	0.59	0.6	55	33	No	none
Clear-EA	Double	Yes	3	Air	1.87	0.33	0.53	0.54	55	30	No	none
Clear-EA	Double	No	3	Argon	1.70	0.3	0.59	0.6	58	37	Yes	N
Clear-EA	Double	Yes	3	Argon	1.70	0.3	0.53	0.54	58	33	No	N
Clear-EA	Double	No	3	Blend	1.70	0.3	0.59	0.6	59	37	Yes	N
Clear-EA	Double	Yes	3	Blend	1.70	0.3	0.53	0.54	59	33	No	N
EA-EA	Double	No	2 & 4	Argon	1.42	0.25	0.51	0.56	46	38	Yes	N
EA-EA	Double	Yes	2 & 4	Argon	1.42	0.25	0.46	0.5	46	35	Yes	N
EA-EA	Double	No	2 & 4	Blend	1.42	0.25	0.51	0.56	46	38	Yes	N
EA-EA	Double	Yes	2 & 4	Blend	1.42	0.25	0.46	0.5	46	35	Yes	N
Grey-EA	Double	No	3	Air	1.87	0.33	0.43	0.41	55	24	No	none
Grey-EA	Double	Yes	3	Air	1.87	0.33	0.39	0.36	55	21	No	none
Grey-EA	Double	No	3	Argon	1.70	0.3	0.43	0.41	58	28	No	N
Grey-EA	Double	Yes	3	Argon	1.70	0.3	0.39	0.36	58	25	No	NC
Grey-EA	Double	No	3	Blend	1.70	0.3	0.43	0.41	59	28	No	N
Grey-EA	Double	Yes	3	Blend	1.70	0.3	0.39	0.36	59	25	No	NC
366-Clear-Clear	Triple	No	2	Argon	1.25	0.22	0.2	0.46	69	24	No	N,NC,SC,S
366-Clear-Clear	Triple	Yes	2	Argon	1.31	0.23	0.18	0.41	69	22	No	N,NC,SC,S
366-Clear-Clear	Triple	No	2	Blend	1.19	0.21	0.2	0.46	69	25	Yes	N,NC,SC,S
366-Clear-Clear	Triple	Yes	2	Blend	1.25	0.22	0.18	0.41	69	23	No	N,NC,SC,S
366-Clear-Clear	Triple	No	2	Krypton	1.08	0.19	0.2	0.46	72	28	Yes	N,NC,SC,S
366-Clear-Clear	Triple	Yes	2	Krypton	1.14	0.2	0.18	0.41	72	25	Yes	N,NC,SC,S
Bronze-Clear-Clear	Triple	No		Argon	1.70	0.3	0.45	0.44	61	29	No	N
Bronze-Clear-Clear	Triple	Yes		Argon	1.70	0.3	0.4	0.4	61	26	No	NC
Bronze-Clear-Clear	Triple	No		Blend	1.65	0.29	0.45	0.44	61	30	No	N
Bronze-Clear-Clear	Triple	Yes		Blend	1.70	0.3	0.4	0.4	61	26	No	NC
Bronze-Clear-Clear	Triple	No		Krypton	1.59	0.28	0.45	0.44	63	31	No	N
Bronze-Clear-Clear	Triple	Yes		Krypton	1.59	0.28	0.4	0.4	63	28	No	N,NC
Bronze-Clear-EA	Triple	No	5	Argon	1.36	0.24	0.42	0.41	66	34	Yes	N
Bronze-Clear-EA	Triple	Yes	5	Argon	1.36	0.24	0.37	0.37	66	32	No	N,NC
Bronze-Clear-EA	Triple	No	5	Blend	1.31	0.23	0.41	0.41	67	35	Yes	N
Bronze-Clear-EA	Triple	Yes	5	Blend	1.36	0.24	0.37	0.37	67	32	No	N,NC
Bronze-Clear-EA	Triple	No	5	Krypton	1.19	0.21	0.41	0.41	70	38	Yes	N
Bronze-Clear-EA	Triple	Yes	5	Krypton	1.19	0.21	0.37	0.37	70	35	Yes	N,NC
Bronze-EA-EA	Triple	No	3 & 5	Argon	1.14	0.2	0.39	0.39	71	38	Yes	N,NC
Bronze-EA-EA	Triple	Yes	3 & 5	Argon	1.19	0.21	0.35	0.34	71	34	Yes	N,NC

1072 Glazing Options	Glazing Layers	Grid	Low-E	Gap Fill	U- Factor (M)	U-factor (IMP)	SHGC	VT	CR	ER	Energy Star Canada	Energy Star USA
Bronze-EA-EA	Triple	No	3 & 5	Blend	1.14	0.2	0.39	0.39	71	38	Yes	N,NC
Bronze-EA-EA	Triple	Yes	3 & 5	Blend	1.14	0.2	0.35	0.34	71	35	Yes	N,NC
Bronze-EA-EA	Triple	No	3 & 5	Krypton	0.97	0.17	0.39	0.39	75	41	Yes	N,NC
Bronze-EA-EA	Triple	Yes	3 & 5	Krypton	1.02	0.18	0.35	0.34	75	38	Yes	N,NC
Clear-Clear-EA	Triple	No	5	Argon	1.36	0.24	0.54	0.55	66	41	Yes	N
Clear-Clear-EA	Triple	Yes	5	Argon	1.36	0.24	0.49	0.49	66	39	Yes	N
Clear-Clear-EA	Triple	No	5	Blend	1.31	0.23	0.54	0.55	67	43	Yes	N
Clear-Clear-EA	Triple	Yes	5	Blend	1.36	0.24	0.49	0.49	67	39	Yes	N
Clear-Clear-EA	Triple	No	5	Krypton	1.19	0.21	0.54	0.55	70	45	Yes	N
Clear-Clear-EA	Triple	Yes	5	Krypton	1.19	0.21	0.49	0.49	70	42	Yes	N
Clear-EA-EA	Triple	No	3 & 5	Argon	1.14	0.2	0.51	0.52	71	44	Yes	N
Clear-EA-EA	Triple	Yes	3 & 5	Argon	1.19	0.21	0.46	0.46	71	41	Yes	N
Clear-EA-EA	Triple	No	3 & 5	Blend	1.14	0.2	0.51	0.52	71	44	Yes	N
Clear-EA-EA	Triple	Yes	3 & 5	Blend	1.14	0.2	0.46	0.46	71	42	Yes	N
Clear-EA-EA	Triple	No	3 & 5	Krypton	0.97	0.17	0.51	0.52	75	48	Yes	N
Clear-EA-EA	Triple	Yes	3 & 5	Krypton	1.02	0.18	0.46	0.46	75	44	Yes	N
Grey-Clear-Clear	Triple	No		Argon	1.70	0.3	0.43	0.4	61	28	No	N
Grey-Clear-Clear	Triple	Yes		Argon	1.70	0.3	0.39	0.36	61	25	No	NC
Grey-Clear-Clear	Triple	No		Blend	1.65	0.29	0.43	0.4	61	29	No	N
Grey-Clear-Clear	Triple	Yes		Blend	1.70	0.3	0.39	0.36	61	25	No	NC
Grey-Clear-Clear	Triple	No		Krypton	1.59	0.28	0.43	0.4	63	30	No	N
Grey-Clear-Clear	Triple	Yes		Krypton	1.59	0.28	0.38	0.36	63	27	No	N,NC
Grey-Clear-EA	Triple	No	5	Argon	1.36	0.24	0.39	0.37	66	33	No	N,NC
Grey-Clear-EA	Triple	Yes	5	Argon	1.36	0.24	0.36	0.33	66	31	No	N,NC
Grey-Clear-EA	Triple	No	5	Blend	1.31	0.23	0.39	0.37	67	34	Yes	N,NC
Grey-Clear-EA	Triple	Yes	5	Blend	1.36	0.24	0.35	0.33	67	30	No	N,NC
Grey-Clear-EA	Triple	No	5	Krypton	1.19	0.21	0.39	0.37	70	36	Yes	N,NC
Grey-Clear-EA	Triple	Yes	5	Krypton	1.19	0.21	0.35	0.33	70	34	Yes	N,NC
Grey-EA-EA	Triple	No	3 & 5	Argon	1.14	0.2	0.37	0.35	71	36	Yes	N,NC
Grey-EA-EA	Triple	Yes	3 & 5	Argon	1.19	0.21	0.33	0.31	71	33	Yes	N,NC
Grey-EA-EA	Triple	No	3 & 5	Blend	1.14	0.2	0.37	0.35	71	36	Yes	N,NC
Grey-EA-EA	Triple	Yes	3 & 5	Blend	1.14	0.2	0.33	0.31	71	34	Yes	N,NC
Grey-EA-EA	Triple	No	3 & 5	Krypton	0.97	0.17	0.37	0.35	75	40	Yes	N,NC
Grey-EA-EA	Triple	Yes	3 & 5	Krypton	1.02	0.18	0.33	0.31	75	37	Yes	N,NC

(SHGC) Solar Heat Gain Coefficient: The higher the SHGC, the more solar heat the window allows.

(VT) Visible Transmittance: The higher the VT, the more daylight is allowed in.

(CR) Condensation Resistance: The higher the CR, the less likely condensations is to occur.

1171 – Casement Window Energy Rating

1171- Glazing Options	Glazing Layers	Grid	Low-E	Gap Fill	U-Factor (M)	U-factor (IMP)	SHGC	VT	CR	ER	Energy Star Canada	Energy Star USA
366-Clear	Double	No	2	Air	1.59	0.28	0.19	0.43	59	16	No	NC,SC,S
366-Clear	Double	Yes	2	Air	1.59	0.28	0.17	0.39	59	14	No	NC,SC,S
366-Clear	Double	No	2	Argon	1.42	0.25	0.19	0.43	63	19	No	N,NC,SC,S
366-Clear	Double	Yes	2	Argon	1.42	0.25	0.17	0.39	63	18	No	N,NC,SC,S
366-Clear	Double	No	2	Blend	1.42	0.25	0.19	0.43	63	19	No	N,NC,SC,S
366-Clear	Double	Yes	2	Blend	1.42	0.25	0.17	0.39	63	18	No	N,NC,SC,S
Bronze-EA	Double	No	3	Air	1.76	0.31	0.39	0.38	56	23	No	none
Bronze-EA	Double	Yes	3	Air	1.76	0.31	0.35	0.35	56	21	No	none
Bronze-EA	Double	No	3	Argon	1.65	0.29	0.39	0.38	59	26	No	N,NC
Bronze-EA	Double	Yes	3	Argon	1.65	0.29	0.35	0.35	59	24	No	NC
Bronze-EA	Double	No	3	Blend	1.65	0.29	0.39	0.38	59	26	No	N,NC
Bronze-EA	Double	Yes	3	Blend	1.65	0.29	0.35	0.35	59	24	No	NC
Clear(OTW)-EA	Double	No	3	Argon	1.65	0.29	0.52	0.51	59	34	Yes	N
Clear(OTW)-EA	Double	Yes	3	Argon	1.65	0.29	0.47	0.46	59	31	No	N
Clear(OTW)-EA	Double	No	3	Blend	1.65	0.29	0.52	0.51	59	34	Yes	N
Clear(OTW)-EA	Double	Yes	3	Blend	1.65	0.29	0.47	0.46	59	31	No	N
Clear-EA	Double	No	3	Air	1.76	0.31	0.5	0.51	56	30	No	none
Clear-EA	Double	Yes	3	Air	1.76	0.31	0.46	0.46	56	28	No	none
Clear-EA	Double	No	3	Argon	1.65	0.29	0.51	0.51	59	33	No	N
Clear-EA	Double	Yes	3	Argon	1.65	0.29	0.46	0.46	59	30	No	N
Clear-EA	Double	No	3	Blend	1.65	0.29	0.51	0.51	59	33	No	N
Clear-EA	Double	Yes	3	Blend	1.65	0.29	0.46	0.46	59	30	No	N
EA-EA	Double	No	2 & 4	Argon	1.42	0.25	0.44	0.48	46	34	Yes	N
EA-EA	Double	Yes	2 & 4	Argon	1.42	0.25	0.4	0.43	46	32	No	N,NC
EA-EA	Double	No	2 & 4	Blend	1.42	0.25	0.44	0.48	46	34	Yes	N
EA-EA	Double	Yes	2 & 4	Blend	1.42	0.25	0.4	0.43	46	32	No	N,NC
Grey-EA	Double	No	3	Air	1.76	0.31	0.37	0.35	56	22	No	none
Grey-EA	Double	Yes	3	Air	1.76	0.31	0.34	0.31	56	21	No	none
Grey-EA	Double	No	3	Argon	1.65	0.29	0.37	0.35	59	25	No	N,NC
Grey-EA	Double	Yes	3	Argon	1.65	0.29	0.34	0.31	59	23	No	NC
Grey-EA	Double	No	3	Blend	1.65	0.29	0.37	0.35	59	25	No	N,NC
Grey-EA	Double	Yes	3	Blend	1.65	0.29	0.34	0.31	59	23	No	NC
366-Clear-Clear	Triple	No	2	Argon	1.25	0.22	0.17	0.39	69	22	No	N,NC,SC,S
366-Clear-Clear	Triple	Yes	2	Argon	1.25	0.22	0.16	0.36	69	21	No	N,NC,SC,S
366-Clear-Clear	Triple	No	2	Blend	1.19	0.21	0.17	0.39	69	23	Yes	N,NC,SC,S
366-Clear-Clear	Triple	Yes	2	Blend	1.25	0.22	0.16	0.36	69	21	No	N,NC,SC,S
366-Clear-Clear	Triple	No	2	Krypton	1.14	0.2	0.17	0.39	72	24	Yes	N,NC,SC,S
366-Clear-Clear	Triple	Yes	2	Krypton	1.14	0.2	0.16	0.36	72	24	Yes	N,NC,SC,S
Bronze-Clear-Clear	Triple	No		Argon	1.59	0.28	0.38	0.38	61	27	No	N,NC
Bronze-Clear-Clear	Triple	Yes		Argon	1.65	0.29	0.35	0.34	61	24	No	NC
Bronze-Clear-Clear	Triple	No		Blend	1.59	0.28	0.38	0.38	61	27	No	N,NC
Bronze-Clear-Clear	Triple	Yes		Blend	1.59	0.28	0.35	0.34	61	25	No	N,NC
Bronze-Clear-Clear	Triple	No		Krypton	1.53	0.27	0.38	0.38	63	28	No	N,NC
Bronze-Clear-Clear	Triple	Yes		Krypton	1.53	0.27	0.35	0.34	63	26	No	N,NC
Bronze-Clear-EA	Triple	No	5	Argon	1.31	0.23	0.35	0.35	67	31	No	N,NC
Bronze-Clear-EA	Triple	Yes	5	Argon	1.36	0.24	0.32	0.32	67	28	No	N,NC
Bronze-Clear-EA	Triple	No	5	Blend	1.31	0.23	0.35	0.35	67	31	No	N,NC
Bronze-Clear-EA	Triple	Yes	5	Blend	1.31	0.23	0.32	0.32	67	29	No	N,NC
Bronze-Clear-EA	Triple	No	5	Krypton	1.19	0.21	0.35	0.35	70	34	Yes	N,NC
Bronze-Clear-EA	Triple	Yes	5	Krypton	1.19	0.21	0.32	0.32	70	32	Yes	N,NC

1171- Glazing Options	Glazing Layers	Grid	Low-E	Gap Fill	U-Factor (M)	U-factor (IMP)	SHGC	VT	CR	ER	Energy Star Canada	Energy Star USA
Bronze-EA-EA	Triple	No	3 & 5	Argon	1.14	0.2	0.33	0.33	71	34	Yes	N,NC
Bronze-EA-EA	Triple	Yes	3 & 5	Argon	1.19	0.21	0.3	0.3	71	31	Yes	N,NC
Bronze-EA-EA	Triple	No	3 & 5	Blend	1.14	0.2	0.33	0.33	72	34	Yes	N,NC
Bronze-EA-EA	Triple	Yes	3 & 5	Blend	1.14	0.2	0.3	0.3	72	32	Yes	N,NC
Bronze-EA-EA	Triple	No	3 & 5	Krypton	1.02	0.18	0.33	0.33	75	36	Yes	N,NC
Bronze-EA-EA	Triple	Yes	3 & 5	Krypton	1.02	0.18	0.3	0.3	75	34	Yes	N,NC
Clear-Clear-EA	Triple	No	5	Argon	1.31	0.23	0.46	0.47	67	37	Yes	N
Clear-Clear-EA	Triple	Yes	5	Argon	1.36	0.24	0.42	0.42	67	34	Yes	N
Clear-Clear-EA	Triple	No	5	Blend	1.31	0.23	0.46	0.47	67	37	Yes	N
Clear-Clear-EA	Triple	Yes	5	Blend	1.31	0.23	0.42	0.42	67	35	Yes	N
Clear-Clear-EA	Triple	No	5	Krypton	1.19	0.21	0.46	0.47	70	40	Yes	N
Clear-Clear-EA	Triple	Yes	5	Krypton	1.19	0.21	0.42	0.42	70	38	Yes	N
Clear-EA-EA	Triple	No	3 & 5	Argon	1.14	0.2	0.44	0.44	71	40	Yes	N
Clear-EA-EA	Triple	Yes	3 & 5	Argon	1.19	0.21	0.4	0.4	71	36	Yes	N,NC
Clear-EA-EA	Triple	No	3 & 5	Blend	1.14	0.2	0.44	0.44	72	40	Yes	N
Clear-EA-EA	Triple	Yes	3 & 5	Blend	1.14	0.2	0.4	0.4	72	38	Yes	N,NC
Clear-EA-EA	Triple	No	3 & 5	Krypton	1.02	0.18	0.44	0.44	75	42	Yes	N
Clear-EA-EA	Triple	Yes	3 & 5	Krypton	1.02	0.18	0.4	0.4	75	40	Yes	N,NC
Grey-Clear-Clear	Triple	No		Argon	1.59	0.28	0.37	0.34	61	26	No	N,NC
Grey-Clear-Clear	Triple	Yes		Argon	1.65	0.29	0.33	0.31	61	22	No	NC
Grey-Clear-Clear	Triple	No		Blend	1.59	0.28	0.37	0.34	61	26	No	N,NC
Grey-Clear-Clear	Triple	Yes		Blend	1.59	0.28	0.33	0.31	61	24	No	N,NC
Grey-Clear-Clear	Triple	No		Krypton	1.53	0.27	0.37	0.34	63	27	No	N,NC
Grey-Clear-Clear	Triple	Yes		Krypton	1.53	0.27	0.33	0.31	63	25	No	N,NC
Grey-Clear-EA	Triple	No	5	Argon	1.31	0.23	0.34	0.32	67	31	No	N,NC
Grey-Clear-EA	Triple	Yes	5	Argon	1.36	0.24	0.31	0.29	67	28	No	N,NC
Grey-Clear-EA	Triple	No	5	Blend	1.31	0.23	0.34	0.32	67	31	No	N,NC
Grey-Clear-EA	Triple	Yes	5	Blend	1.31	0.23	0.31	0.29	67	29	No	N,NC
Grey-Clear-EA	Triple	No	5	Krypton	1.19	0.21	0.34	0.32	70	33	Yes	N,NC
Grey-Clear-EA	Triple	Yes	5	Krypton	1.19	0.21	0.31	0.29	70	31	Yes	N,NC
Grey-EA-EA	Triple	No	3 & 5	Argon	1.14	0.2	0.31	0.3	71	32	Yes	N,NC
Grey-EA-EA	Triple	Yes	3 & 5	Argon	1.19	0.21	0.29	0.27	71	30	Yes	N,NC
Grey-EA-EA	Triple	No	3 & 5	Blend	1.14	0.2	0.31	0.3	72	32	Yes	N,NC
Grey-EA-EA	Triple	Yes	3 & 5	Blend	1.14	0.2	0.29	0.27	72	31	Yes	N,NC
Grey-EA-EA	Triple	No	3 & 5	Krypton	1.02	0.18	0.31	0.3	75	35	Yes	N,NC
Grey-EA-EA	Triple	Yes	3 & 5	Krypton	1.02	0.18	0.29	0.27	75	34	Yes	N,NC

(SHGC) Solar Heat Gain Coefficient: The higher the SHGC, the more solar heat the window allows.

(VT) Visible Transmittance: The higher the VT, the more daylight is allowed in.

(CR) Condensation Resistance: The higher the CR, the less likely condensations is to occur.

1173 – Awning Window Energy Rating

Aug- 2020

1173 -Glazing Options	Glazing Layers	Grid	Low-E	Gap Fill	U-Factor (M)	U-factor (IMP)	SHGC	VT	CR	ER	Energy Star Canada	Energy Star USA
366-Clear	Double	No	2	Air	1.65	0.29	0.19	0.43	57	15	No	NC,SC,S
366-Clear	Double	Yes	2	Air	1.65	0.29	0.17	0.39	57	13	No	NC,SC,S
366-Clear	Double	No	2	Argon	1.48	0.26	0.19	0.43	61	18	No	N,NC,SC,S
366-Clear	Double	Yes	2	Argon	1.48	0.26	0.17	0.39	61	17	No	N,NC,SC,S
366-Clear	Double	No	2	Blend	1.48	0.26	0.19	0.43	61	18	No	N,NC,SC,S
366-Clear	Double	Yes	2	Blend	1.48	0.26	0.17	0.39	61	17	No	N,NC,SC,S
Bronze-EA	Double	No	3	Air	1.82	0.32	0.39	0.38	54	22	No	none
Bronze-EA	Double	Yes	3	Air	1.82	0.32	0.35	0.35	54	20	No	none
Bronze-EA	Double	No	3	Argon	1.65	0.29	0.39	0.38	58	26	No	N,NC
Bronze-EA	Double	Yes	3	Argon	1.65	0.29	0.35	0.35	58	24	No	NC
Bronze-EA	Double	No	3	Blend	1.65	0.29	0.39	0.38	58	26	No	N,NC
Bronze-EA	Double	Yes	3	Blend	1.65	0.29	0.35	0.35	58	24	No	NC
Clear(OTW)-EA	Double	No	3	Argon	1.65	0.29	0.52	0.51	58	34	Yes	N
Clear(OTW)-EA	Double	Yes	3	Argon	1.65	0.29	0.47	0.46	58	31	No	N
Clear(OTW)-EA	Double	No	3	Blend	1.65	0.29	0.52	0.51	58	34	Yes	N
Clear(OTW)-EA	Double	Yes	3	Blend	1.65	0.29	0.47	0.46	58	31	No	N
Clear-EA	Double	No	3	Air	1.82	0.32	0.5	0.51	54	29	No	none
Clear-EA	Double	Yes	3	Air	1.82	0.32	0.46	0.46	54	26	No	none
Clear-EA	Double	No	3	Argon	1.65	0.29	0.51	0.51	58	33	No	N
Clear-EA	Double	Yes	3	Argon	1.65	0.29	0.46	0.46	58	30	No	N
Clear-EA	Double	No	3	Blend	1.65	0.29	0.51	0.51	58	33	No	N
Clear-EA	Double	Yes	3	Blend	1.65	0.29	0.46	0.46	58	30	No	N
EA-EA	Double	No	2 & 4	Argon	1.42	0.25	0.44	0.48	45	34	Yes	N
EA-EA	Double	Yes	2 & 4	Argon	1.42	0.25	0.4	0.43	45	32	No	N,NC
EA-EA	Double	No	2 & 4	Blend	1.42	0.25	0.44	0.48	46	34	Yes	N
EA-EA	Double	Yes	2 & 4	Blend	1.42	0.25	0.4	0.43	46	32	No	N,NC
Grey-EA	Double	No	3	Air	1.82	0.32	0.37	0.35	54	21	No	none
Grey-EA	Double	Yes	3	Air	1.82	0.32	0.34	0.31	54	20	No	none
Grey-EA	Double	No	3	Argon	1.65	0.29	0.37	0.35	58	25	No	N,NC
Grey-EA	Double	Yes	3	Argon	1.65	0.29	0.34	0.31	58	23	No	NC
Grey-EA	Double	No	3	Blend	1.65	0.29	0.37	0.35	58	25	No	N,NC
Grey-EA	Double	Yes	3	Blend	1.65	0.29	0.34	0.31	58	23	No	NC
366-Clear-Clear	Triple	No	2	Argon	1.25	0.22	0.17	0.39	69	22	No	N,NC,SC,S
366-Clear-Clear	Triple	Yes	2	Argon	1.25	0.22	0.16	0.36	69	22	No	N,NC,SC,S
366-Clear-Clear	Triple	No	2	Blend	1.25	0.22	0.17	0.39	70	22	No	N,NC,SC,S
366-Clear-Clear	Triple	Yes	2	Blend	1.25	0.22	0.16	0.36	70	22	No	N,NC,SC,S
366-Clear-Clear	Triple	No	2	Krypton	1.14	0.2	0.17	0.39	73	24	Yes	N,NC,SC,S
366-Clear-Clear	Triple	Yes	2	Krypton	1.14	0.2	0.16	0.36	73	24	Yes	N,NC,SC,S
Bronze-Clear-Clear	Triple	No		Argon	1.65	0.29	0.38	0.38	61	26	No	N,NC
Bronze-Clear-Clear	Triple	Yes		Argon	1.65	0.29	0.35	0.34	61	24	No	NC
Bronze-Clear-Clear	Triple	No		Blend	1.65	0.29	0.38	0.38	61	26	No	N,NC
Bronze-Clear-Clear	Triple	Yes		Blend	1.65	0.29	0.35	0.34	61	24	No	NC
Bronze-Clear-Clear	Triple	No		Krypton	1.53	0.27	0.38	0.38	63	28	No	N,NC
Bronze-Clear-Clear	Triple	Yes		Krypton	1.53	0.27	0.35	0.34	63	26	No	N,NC
Bronze-Clear-EA	Triple	No	5	Argon	1.36	0.24	0.36	0.35	66	31	No	N,NC
Bronze-Clear-EA	Triple	Yes	5	Argon	1.36	0.24	0.32	0.32	66	28	No	N,NC

1173 -Glazing Options	Glazing Layers	Grid	Low-E	Gap Fill	U-Factor (M)	U-factor (IMP)	SHGC	VT	CR	ER	Energy Star Canada	Energy Star USA
Bronze-Clear-EA	Triple	No	5	Blend	1.31	0.23	0.35	0.35	66	31	No	N,NC
Bronze-Clear-EA	Triple	Yes	5	Blend	1.31	0.23	0.32	0.32	66	30	No	N,NC
Bronze-Clear-EA	Triple	No	5	Krypton	1.19	0.21	0.35	0.35	70	34	Yes	N,NC
Bronze-Clear-EA	Triple	Yes	5	Krypton	1.19	0.21	0.32	0.32	70	32	Yes	N,NC
Bronze-EA-EA	Triple	No	3 & 5	Argon	1.19	0.21	0.33	0.33	71	33	Yes	N,NC
Bronze-EA-EA	Triple	Yes	3 & 5	Argon	1.19	0.21	0.3	0.3	71	31	Yes	N,NC
Bronze-EA-EA	Triple	No	3 & 5	Blend	1.14	0.2	0.33	0.33	72	34	Yes	N,NC
Bronze-EA-EA	Triple	Yes	3 & 5	Blend	1.14	0.2	0.3	0.3	72	32	Yes	N,NC
Bronze-EA-EA	Triple	No	3 & 5	Krypton	1.02	0.18	0.33	0.33	75	36	Yes	N,NC
Bronze-EA-EA	Triple	Yes	3 & 5	Krypton	1.02	0.18	0.3	0.3	75	35	Yes	N,NC
Clear-Clear-EA	Triple	No	5	Argon	1.36	0.24	0.46	0.47	66	36	Yes	N
Clear-Clear-EA	Triple	Yes	5	Argon	1.36	0.24	0.42	0.42	66	34	Yes	N
Clear-Clear-EA	Triple	No	5	Blend	1.31	0.23	0.46	0.47	66	37	Yes	N
Clear-Clear-EA	Triple	Yes	5	Blend	1.31	0.23	0.42	0.42	66	35	Yes	N
Clear-Clear-EA	Triple	No	5	Krypton	1.19	0.21	0.46	0.47	70	40	Yes	N
Clear-Clear-EA	Triple	Yes	5	Krypton	1.19	0.21	0.42	0.42	70	38	Yes	N
Clear-EA-EA	Triple	No	3 & 5	Argon	1.19	0.21	0.44	0.44	71	39	Yes	N
Clear-EA-EA	Triple	Yes	3 & 5	Argon	1.19	0.21	0.4	0.4	71	37	Yes	N,NC
Clear-EA-EA	Triple	No	3 & 5	Blend	1.14	0.2	0.44	0.44	72	40	Yes	N
Clear-EA-EA	Triple	Yes	3 & 5	Blend	1.14	0.2	0.4	0.4	72	38	Yes	N,NC
Clear-EA-EA	Triple	No	3 & 5	Krypton	1.02	0.18	0.44	0.44	75	43	Yes	N
Clear-EA-EA	Triple	Yes	3 & 5	Krypton	1.02	0.18	0.4	0.4	75	40	Yes	N,NC
Grey-Clear-Clear	Triple	No		Argon	1.65	0.29	0.37	0.34	61	25	No	N,NC
Grey-Clear-Clear	Triple	Yes		Argon	1.65	0.29	0.33	0.31	61	23	No	NC
Grey-Clear-Clear	Triple	No		Blend	1.65	0.29	0.37	0.34	61	25	No	N,NC
Grey-Clear-Clear	Triple	Yes		Blend	1.65	0.29	0.33	0.31	61	23	No	NC
Grey-Clear-Clear	Triple	No		Krypton	1.53	0.27	0.37	0.34	63	28	No	N,NC
Grey-Clear-Clear	Triple	Yes		Krypton	1.53	0.27	0.33	0.31	63	25	No	N,NC
Grey-Clear-EA	Triple	No	5	Argon	1.36	0.24	0.34	0.32	66	29	No	N,NC
Grey-Clear-EA	Triple	Yes	5	Argon	1.36	0.24	0.31	0.29	66	28	No	N,NC
Grey-Clear-EA	Triple	No	5	Blend	1.31	0.23	0.34	0.32	66	31	No	N,NC
Grey-Clear-EA	Triple	Yes	5	Blend	1.31	0.23	0.31	0.29	66	29	No	N,NC
Grey-Clear-EA	Triple	No	5	Krypton	1.19	0.21	0.34	0.32	70	33	Yes	N,NC
Grey-Clear-EA	Triple	Yes	5	Krypton	1.19	0.21	0.31	0.29	70	31	Yes	N,NC
Grey-EA-EA	Triple	No	3 & 5	Argon	1.19	0.21	0.31	0.3	71	31	Yes	N,NC
Grey-EA-EA	Triple	Yes	3 & 5	Argon	1.19	0.21	0.29	0.27	71	30	Yes	N,NC
Grey-EA-EA	Triple	No	3 & 5	Blend	1.14	0.2	0.31	0.3	72	33	Yes	N,NC
Grey-EA-EA	Triple	Yes	3 & 5	Blend	1.14	0.2	0.29	0.27	72	31	Yes	N,NC
Grey-EA-EA	Triple	No	3 & 5	Krypton	1.02	0.18	0.31	0.3	75	35	Yes	N,NC
Grey-EA-EA	Triple	Yes	3 & 5	Krypton	1.02	0.18	0.29	0.27	75	34	Yes	N,NC

(SHGC) Solar Heat Gain Coefficient: The higher the SHGC, the more solar heat the window allows.

(VT) Visible Transmittance: The higher the VT, the more daylight is allowed in.

(CR) Condensation Resistance: The higher the CR, the less likely condensations is to occur.

1271 – Double Hung Tilt Window Energy Rating

1271 -Glazing Options	Glazing Layers	Grid	Low-E	Gap Fill	U-Factor (M)	U-factor (IMP)	SHGC	VT	CR	ER	Energy Star Canada	Energy Star USA
366-Clear	Double	No	2	Air	1.70	0.3	0.21	0.48	56	13	No	NC,SC,S
366-Clear	Double	Yes	2	Air	1.70	0.3	0.19	0.43	56	12	No	NC,SC,S
366-Clear	Double	No	2	Argon	1.53	0.27	0.21	0.48	60	17	No	N,NC,SC,S
366-Clear	Double	Yes	2	Argon	1.53	0.27	0.19	0.43	60	16	No	N,NC,SC,S
366-Clear	Double	No	2	Blend	1.53	0.27	0.21	0.48	60	17	No	N,NC,SC,S
366-Clear	Double	Yes	2	Blend	1.53	0.27	0.19	0.43	60	16	No	N,NC,SC,S
Bronze-EA	Double	No	3	Air	1.93	0.34	0.43	0.43	53	21	No	none
Bronze-EA	Double	Yes	3	Air	1.93	0.34	0.39	0.38	53	19	No	none
Bronze-EA	Double	No	3	Argon	1.76	0.31	0.43	0.43	57	25	No	none
Bronze-EA	Double	Yes	3	Argon	1.76	0.31	0.39	0.38	57	23	No	none
Bronze-EA	Double	No	3	Blend	1.76	0.31	0.43	0.43	57	25	No	none
Bronze-EA	Double	Yes	3	Blend	1.76	0.31	0.39	0.38	57	23	No	none
Clear(OTW)-EA	Double	No	3	Argon	1.76	0.31	0.58	0.57	57	34	No	none
Clear(OTW)-EA	Double	Yes	3	Argon	1.76	0.31	0.52	0.51	57	30	No	none
Clear(OTW)-EA	Double	No	3	Blend	1.76	0.31	0.58	0.57	57	34	No	none
Clear(OTW)-EA	Double	Yes	3	Blend	1.76	0.31	0.52	0.51	57	30	No	none
Clear-EA	Double	No	3	Air	1.93	0.34	0.56	0.57	53	29	No	none
Clear-EA	Double	Yes	3	Air	1.93	0.34	0.5	0.51	53	25	No	none
Clear-EA	Double	No	3	Argon	1.76	0.31	0.56	0.57	57	32	No	none
Clear-EA	Double	Yes	3	Argon	1.76	0.31	0.5	0.51	57	29	No	none
Clear-EA	Double	No	3	Blend	1.76	0.31	0.56	0.57	57	32	No	none
Clear-EA	Double	Yes	3	Blend	1.76	0.31	0.5	0.51	57	29	No	none
EA-EA	Double	No	2 & 4	Argon	1.48	0.26	0.49	0.53	45	35	Yes	N
EA-EA	Double	No	2 & 3	Argon	1.65	0.29	0.5	0.53	59	31	No	N
EA-EA	Double	Yes	2 & 4	Argon	1.48	0.26	0.44	0.47	45	32	No	N
EA-EA	Double	Yes	2 & 3	Argon	1.65	0.29	0.44	0.47	59	28	No	N
EA-EA	Double	No	2 & 4	Blend	1.48	0.26	0.49	0.53	45	35	Yes	N
EA-EA	Double	Yes	2 & 4	Blend	1.48	0.26	0.44	0.47	45	32	No	N
Grey-EA	Double	No	3	Air	1.93	0.34	0.41	0.39	53	20	No	none
Grey-EA	Double	Yes	3	Air	1.93	0.34	0.37	0.34	53	18	No	none
Grey-EA	Double	No	3	Argon	1.76	0.31	0.41	0.39	57	24	No	none
Grey-EA	Double	Yes	3	Argon	1.76	0.31	0.37	0.34	57	21	No	none
Grey-EA	Double	No	3	Blend	1.76	0.31	0.41	0.39	57	24	No	none
Grey-EA	Double	Yes	3	Blend	1.76	0.31	0.37	0.34	57	21	No	none
366-Clear-Clear	Triple	No	2	Argon	1.59	0.28	0.2	0.44	63	15	No	NC,SC,S
366-Clear-Clear	Triple	No	2	Blend	1.53	0.27	0.2	0.44	64	17	No	N,NC,SC,S
366-Clear-Clear	Triple	No	2	Krypton	1.31	0.23	0.19	0.44	68	21	No	N,NC,SC,S
Bronze-Clear-Clear	Triple	No		Argon	1.93	0.34	0.43	0.42	56	21	No	none
Bronze-Clear-Clear	Triple	No		Blend	1.93	0.34	0.43	0.42	57	21	No	none
Bronze-Clear-Clear	Triple	No		Krypton	1.76	0.31	0.43	0.42	60	25	No	none
Bronze-Clear-EA	Triple	No	5	Argon	1.65	0.29	0.4	0.39	61	26	No	N,NC
Bronze-Clear-EA	Triple	No	5	Blend	1.65	0.29	0.4	0.39	61	26	No	N,NC
Bronze-Clear-EA	Triple	No	5	Krypton	1.42	0.25	0.39	0.39	65	30	No	N,NC
Bronze-EA-EA	Triple	No	3 & 5	Argon	1.48	0.26	0.37	0.37	65	28	No	N,NC
Bronze-EA-EA	Triple	No	3 & 5	Blend	1.42	0.25	0.37	0.37	65	29	No	N,NC
Bronze-EA-EA	Triple	No	3 & 5	Krypton	1.19	0.21	0.37	0.37	69	34	Yes	N,NC
Clear-Clear-EA	Triple	No	5	Argon	1.65	0.29	0.51	0.52	61	32	No	N
Clear-Clear-EA	Triple	No	5	Blend	1.65	0.29	0.51	0.52	61	32	No	N
Clear-Clear-EA	Triple	No	5	Krypton	1.42	0.25	0.51	0.52	65	37	Yes	N
Clear-EA-EA	Triple	No	3 & 5	Argon	1.48	0.26	0.48	0.49	65	34	Yes	N

1271 -Glazing Options	Glazing Layers	Grid	Low-E	Gap Fill	U-Factor (M)	U-factor (IMP)	SHGC	VT	CR	ER	Energy Star Canada	Energy Star USA
Clear-EA-EA	Triple	No	3 & 5	Blend	1.42	0.25	0.48	0.49	65	35	Yes	N
Clear-EA-EA	Triple	No	3 & 5	Krypton	1.19	0.21	0.48	0.49	69	40	Yes	N
Grey-Clear-Clear	Triple	No		Argon	1.93	0.34	0.41	0.38	56	20	No	none
Grey-Clear-Clear	Triple	No		Blend	1.93	0.34	0.41	0.38	57	20	No	none
Grey-Clear-Clear	Triple	No		Krypton	1.76	0.31	0.41	0.38	60	24	No	none
Grey-Clear-EA	Triple	No	5	Argon	1.65	0.29	0.38	0.36	61	25	No	N,NC
Grey-Clear-EA	Triple	No	5	Blend	1.65	0.29	0.38	0.36	61	25	No	N,NC
Grey-Clear-EA	Triple	No	5	Krypton	1.42	0.25	0.37	0.36	65	29	No	N,NC
Grey-EA-EA	Triple	No	3 & 5	Argon	1.48	0.26	0.35	0.33	65	27	No	N,NC
Grey-EA-EA	Triple	No	3 & 5	Blend	1.42	0.25	0.35	0.33	65	28	No	N,NC
Grey-EA-EA	Triple	No	3 & 5	Krypton	1.19	0.21	0.35	0.33	69	33	Yes	N,NC

(SHGC) Solar Heat Gain Coefficient: The higher the SHGC, the more solar heat the window allows.

(VT) Visible Transmittance: The higher the VT, the more daylight is allowed in.

(CR) Condensation Resistance: The higher the CR, the less likely condensations is to occur.

1272 – Double Slider Tilt Window Energy Rating

Aug- 2020

1272 Glazing Options	Glazing Layers	Grid	Low-E	Gap Fill	U-Factor (M)	U-factor (IMP)	SHGC	VT	CR	ER	Energy Star Canada	Energy Star USA
366-Clear	Double	No	2	Air	1.76	0.31	0.21	0.48	57	12	No	S
366-Clear	Double	Yes	2	Air	1.76	0.31	0.19	0.43	57	11	No	S
366-Clear	Double	No	2	Argon	1.53	0.27	0.21	0.48	61	17	No	N,NC,SC,S
366-Clear	Double	Yes	2	Argon	1.53	0.27	0.19	0.43	61	16	No	N,NC,SC,S
366-Clear	Double	No	2	Blend	1.53	0.27	0.2	0.48	61	17	No	N,NC,SC,S
366-Clear	Double	Yes	2	Blend	1.53	0.27	0.19	0.43	61	16	No	N,NC,SC,S
Bronze-EA	Double	No	3	Air	1.93	0.34	0.43	0.42	54	21	No	none
Bronze-EA	Double	Yes	3	Air	1.93	0.34	0.39	0.38	54	19	No	none
Bronze-EA	Double	No	3	Argon	1.76	0.31	0.43	0.42	58	25	No	none
Bronze-EA	Double	Yes	3	Argon	1.76	0.31	0.39	0.38	58	23	No	none
Bronze-EA	Double	No	3	Blend	1.76	0.31	0.43	0.42	58	25	No	none
Bronze-EA	Double	Yes	3	Blend	1.76	0.31	0.39	0.38	58	23	No	none
Clear(OTW)-EA	Double	No	3	Argon	1.76	0.31	0.58	0.57	58	34	Yes	none
Clear(OTW)-EA	Double	Yes	3	Argon	1.76	0.31	0.52	0.51	58	30	No	none
Clear(OTW)-EA	Double	No	3	Blend	1.76	0.31	0.58	0.57	58	34	Yes	none
Clear(OTW)-EA	Double	Yes	3	Blend	1.76	0.31	0.52	0.51	58	30	No	none
Clear-EA	Double	No	3	Air	1.93	0.34	0.56	0.57	54	29	No	none
Clear-EA	Double	Yes	3	Air	1.93	0.34	0.5	0.5	54	26	No	none
Clear-EA	Double	No	3	Argon	1.76	0.31	0.56	0.57	58	33	No	none
Clear-EA	Double	Yes	3	Argon	1.76	0.31	0.5	0.5	58	29	No	none
Clear-EA	Double	No	3	Blend	1.76	0.31	0.56	0.57	58	33	No	none
Clear-EA	Double	Yes	3	Blend	1.76	0.31	0.5	0.5	58	29	No	none
EA-EA	Double	No	2 & 4	Argon	1.48	0.26	0.49	0.53	46	35	Yes	N
EA-EA	Double	Yes	2 & 4	Argon	1.48	0.26	0.43	0.47	46	31	No	N
EA-EA	Double	No	2 & 4	Blend	1.48	0.26	0.49	0.53	46	35	Yes	N
EA-EA	Double	Yes	2 & 4	Blend	1.48	0.26	0.43	0.47	46	31	No	N
Grey-EA	Double	No	3	Air	1.93	0.34	0.41	0.39	54	20	No	none
Grey-EA	Double	Yes	3	Air	1.93	0.34	0.37	0.34	54	18	No	none
Grey-EA	Double	No	3	Argon	1.76	0.31	0.41	0.39	58	24	No	none
Grey-EA	Double	Yes	3	Argon	1.76	0.31	0.37	0.34	58	22	No	none
Grey-EA	Double	No	3	Blend	1.76	0.31	0.41	0.39	58	24	No	none
Grey-EA	Double	Yes	3	Blend	1.76	0.31	0.37	0.34	58	22	No	none
366-Clear-Clear	Triple	No	2	Argon	1.59	0.28	0.19	0.44	62	15	No	NC,SC,S
366-Clear-Clear	Triple	No	2	Blend	1.53	0.27	0.19	0.44	63	16	No	N,NC,SC,S
366-Clear-Clear	Triple	No	2	Krypton	1.31	0.23	0.19	0.44	67	21	No	N,NC,SC,S
Bronze-Clear-Clear	Triple	No		Argon	1.93	0.34	0.43	0.42	56	21	No	none
Bronze-Clear-Clear	Triple	No		Blend	1.93	0.34	0.43	0.42	57	21	No	none
Bronze-Clear-Clear	Triple	No		Krypton	1.76	0.31	0.42	0.42	59	25	No	none
Bronze-Clear-EA	Triple	No	5	Argon	1.65	0.29	0.39	0.39	61	25	No	N,NC
Bronze-Clear-EA	Triple	No	5	Blend	1.65	0.29	0.39	0.39	61	25	No	N,NC
Bronze-Clear-EA	Triple	No	5	Krypton	1.42	0.25	0.39	0.39	65	30	No	N,NC
Bronze-EA-EA	Triple	No	3 & 5	Argon	1.48	0.26	0.37	0.36	64	28	No	N,NC
Bronze-EA-EA	Triple	No	3 & 5	Blend	1.48	0.26	0.37	0.36	65	28	No	N,NC
Bronze-EA-EA	Triple	No	3 & 5	Krypton	1.25	0.22	0.37	0.36	69	33	No	N,NC
Clear-Clear-EA	Triple	No	5	Argon	1.65	0.29	0.51	0.52	61	32	No	N
Clear-Clear-EA	Triple	No	5	Blend	1.65	0.29	0.51	0.52	61	32	No	N
Clear-Clear-EA	Triple	No	5	Krypton	1.42	0.25	0.51	0.52	65	37	Yes	N
Clear-EA-EA	Triple	No	3 & 5	Argon	1.48	0.26	0.48	0.49	64	34	Yes	N
Clear-EA-EA	Triple	No	3 & 5	Blend	1.48	0.26	0.48	0.49	65	34	Yes	N
Clear-EA-EA	Triple	No	3 & 5	Krypton	1.25	0.22	0.48	0.49	69	39	Yes	N



1272 Glazing Options	Glazing Layers	Grid	Low-E	Gap Fill	U-Factor (M)	U-factor (IMP)	SHGC	VT	CR	ER	Energy Star Canada	Energy Star USA
Grey-Clear-Clear	Triple	No		Argon	1.93	0.34	0.41	0.38	56	20	No	none
Grey-Clear-Clear	Triple	No		Blend	1.93	0.34	0.41	0.38	57	20	No	none
Grey-Clear-Clear	Triple	No		Krypton	1.76	0.31	0.41	0.38	59	24	No	none
Grey-Clear-EA	Triple	No	5	Argon	1.65	0.29	0.38	0.35	61	25	No	N,NC
Grey-Clear-EA	Triple	No	5	Blend	1.65	0.29	0.38	0.35	61	25	No	N,NC
Grey-Clear-EA	Triple	No	5	Krypton	1.42	0.25	0.37	0.35	65	29	No	N,NC
Grey-EA-EA	Triple	No	3 & 5	Argon	1.48	0.26	0.35	0.33	64	27	No	N,NC
Grey-EA-EA	Triple	No	3 & 5	Blend	1.48	0.26	0.35	0.33	65	27	No	N,NC
Grey-EA-EA	Triple	No	3 & 5	Krypton	1.25	0.22	0.35	0.33	69	32	No	N,NC

(SHGC) Solar Heat Gain Coefficient: The higher the SHGC, the more solar heat the window allows.

(VT) Visible Transmittance: The higher the VT, the more daylight is allowed in.

(CR) Condensation Resistance: The higher the CR, the less likely condensations is to occur.

1273 – Double Slider Liftout Window Energy Rating

1273- Glazing Option	Glazing Layers	Grid	Low-E	Gap Fill	U-Factor (M)	U-factor (IMP)	SHGC	VT	CR	ER	Energy Star Canada	Energy Star USA
366-Clear	Double	No	2	Air	1.70	0.3	0.21	0.48	57	14	No	NC,SC,S
366-Clear	Double	Yes	2	Air	1.70	0.3	0.19	0.42	57	12	No	NC,SC,S
366-Clear	Double	No	2	Argon	1.53	0.27	0.2	0.48	61	17	No	N,NC,SC,S
366-Clear	Double	Yes	2	Argon	1.53	0.27	0.19	0.42	61	16	No	N,NC,SC,S
366-Clear	Double	No	2	Blend	1.53	0.27	0.2	0.48	61	17	No	N,NC,SC,S
366-Clear	Double	Yes	2	Blend	1.53	0.27	0.18	0.42	61	16	No	N,NC,SC,S
Bronze-EA	Double	No	3	Air	1.93	0.34	0.43	0.42	54	21	No	none
Bronze-EA	Double	Yes	3	Air	1.93	0.34	0.39	0.38	54	19	No	none
Bronze-EA	Double	No	3	Argon	1.76	0.31	0.43	0.42	58	25	No	none
Bronze-EA	Double	Yes	3	Argon	1.76	0.31	0.39	0.38	58	23	No	none
Bronze-EA	Double	No	3	Blend	1.76	0.31	0.43	0.42	58	25	No	none
Bronze-EA	Double	Yes	3	Blend	1.76	0.31	0.38	0.38	58	22	No	none
Clear(OTW)-EA	Double	No	3	Argon	1.76	0.31	0.58	0.57	58	34	Yes	none
Clear(OTW)-EA	Double	Yes	3	Argon	1.76	0.31	0.52	0.51	58	30	No	none
Clear(OTW)-EA	Double	No	3	Blend	1.76	0.31	0.58	0.57	58	34	Yes	none
Clear(OTW)-EA	Double	Yes	3	Blend	1.76	0.31	0.52	0.51	58	30	No	none
Clear-EA	Double	No	3	Air	1.93	0.34	0.56	0.57	54	29	No	none
Clear-EA	Double	Yes	3	Air	1.93	0.34	0.5	0.5	54	25	No	none
Clear-EA	Double	No	3	Argon	1.76	0.31	0.56	0.57	58	33	No	none
Clear-EA	Double	Yes	3	Argon	1.76	0.31	0.5	0.5	58	29	No	none
Clear-EA	Double	No	3	Blend	1.76	0.31	0.56	0.57	58	33	No	none
Clear-EA	Double	Yes	3	Blend	1.76	0.31	0.5	0.5	58	29	No	none
EA-EA	Double	No	2 & 4	Argon	1.48	0.26	0.48	0.53	46	34	Yes	N
EA-EA	Double	Yes	2 & 4	Argon	1.48	0.26	0.43	0.47	46	31	No	N
EA-EA	Double	No	2 & 4	Blend	1.48	0.26	0.49	0.53	46	35	Yes	N
EA-EA	Double	Yes	2 & 4	Blend	1.48	0.26	0.43	0.47	46	31	No	N
Grey-EA	Double	No	3	Air	1.93	0.34	0.41	0.38	54	20	No	none
Grey-EA	Double	Yes	3	Air	1.93	0.34	0.37	0.34	54	18	No	none
Grey-EA	Double	No	3	Argon	1.76	0.31	0.41	0.38	58	24	No	none
Grey-EA	Double	Yes	3	Argon	1.76	0.31	0.37	0.34	58	22	No	none
Grey-EA	Double	No	3	Blend	1.76	0.31	0.41	0.38	58	24	No	none
Grey-EA	Double	Yes	3	Blend	1.76	0.31	0.37	0.34	58	22	No	none
366-Clear-Clear	Triple	No	2	Argon	1.59	0.28	0.19	0.44	62	15	No	NC,SC,S
366-Clear-Clear	Triple	No	2	Blend	1.53	0.27	0.19	0.44	63	16	No	N,NC,SC,S
366-Clear-Clear	Triple	No	2	Krypton	1.31	0.23	0.19	0.44	67	21	No	N,NC,SC,S
Bronze-Clear-Clear	Triple	No		Argon	1.93	0.34	0.43	0.42	56	21	No	none
Bronze-Clear-Clear	Triple	No		Blend	1.93	0.34	0.43	0.42	57	21	No	none
Bronze-Clear-Clear	Triple	No		Krypton	1.76	0.31	0.42	0.42	59	24	No	none
Bronze-Clear-EA	Triple	No	5	Argon	1.65	0.29	0.39	0.39	61	25	No	N,NC
Bronze-Clear-EA	Triple	No	5	Blend	1.65	0.29	0.39	0.39	61	25	No	N,NC
Bronze-Clear-EA	Triple	No	5	Krypton	1.42	0.25	0.39	0.39	65	30	No	N,NC
Bronze-EA-EA	Triple	No	3 & 5	Argon	1.48	0.26	0.37	0.36	64	28	No	N,NC
Bronze-EA-EA	Triple	No	3 & 5	Blend	1.42	0.25	0.37	0.36	65	29	No	N,NC
Bronze-EA-EA	Triple	No	3 & 5	Krypton	1.25	0.22	0.37	0.36	69	33	No	N,NC
Clear-Clear-EA	Triple	No	5	Argon	1.65	0.29	0.51	0.52	61	32	No	N
Clear-Clear-EA	Triple	No	5	Blend	1.65	0.29	0.51	0.52	61	32	No	N
Clear-Clear-EA	Triple	No	5	Krypton	1.42	0.25	0.51	0.52	65	37	Yes	N
Clear-EA-EA	Triple	No	3 & 5	Argon	1.48	0.26	0.48	0.49	64	34	Yes	N
Clear-EA-EA	Triple	No	3 & 5	Blend	1.42	0.25	0.48	0.49	65	35	Yes	N
Clear-EA-EA	Triple	No	3 & 5	Krypton	1.25	0.22	0.48	0.49	69	39	Yes	N

1273- Glazing Option	Glazing Layers	Grid	Low-E	Gap Fill	U-Factor (M)	U-factor (IMP)	SHGC	VT	CR	ER	Energy Star Canada	Energy Star USA
Grey-Clear-Clear	Triple	No		Argon	1.93	0.34	0.41	0.38	56	20	No	none
Grey-Clear-Clear	Triple	No		Blend	1.93	0.34	0.41	0.38	57	20	No	none
Grey-Clear-Clear	Triple	No		Krypton	1.76	0.31	0.4	0.38	59	23	No	none
Grey-Clear-EA	Triple	No	5	Argon	1.65	0.29	0.38	0.35	61	25	No	N,NC
Grey-Clear-EA	Triple	No	5	Blend	1.65	0.29	0.37	0.35	61	24	No	N,NC
Grey-Clear-EA	Triple	No	5	Krypton	1.42	0.25	0.37	0.35	65	29	No	N,NC
Grey-EA-EA	Triple	No	3 & 5	Argon	1.48	0.26	0.35	0.33	64	27	No	N,NC
Grey-EA-EA	Triple	No	3 & 5	Blend	1.42	0.25	0.35	0.33	65	28	No	N,NC
Grey-EA-EA	Triple	No	3 & 5	Krypton	1.25	0.22	0.35	0.33	69	32	No	N,NC

(SHGC) Solar Heat Gain Coefficient: The higher the SHGC, the more solar heat the window allows.

(VT) Visible Transmittance: The higher the VT, the more daylight is allowed in.

(CR) Condensation Resistance: The higher the CR, the less likely condensations is to occur.

1371 – Single Hung Tilt Window Energy Rating

Aug- 2020

1371-Glazing Option	Glazing Layers	Grid	Low-E	Gap Fill	U-Factor (M)	U-factor (IMP)	SHGC	VT	CR	ER	Energy Star Canada	Energy Star USA
366-Clear	Double	No	2	Air	1.70	0.3	0.22	0.5	56	14	No	NC,SC,S
366-Clear	Double	Yes	2	Air	1.70	0.3	0.2	0.45	56	13	No	NC,SC,S
366-Clear	Double	No	2	Argon	1.53	0.27	0.21	0.5	60	17	No	N,NC,SC,S
366-Clear	Double	Yes	2	Argon	1.53	0.27	0.19	0.45	60	16	No	N,NC,SC,S
366-Clear	Double	No	2	Blend	1.53	0.27	0.21	0.5	60	17	No	N,NC,SC,S
366-Clear	Double	Yes	2	Blend	1.53	0.27	0.19	0.45	60	16	No	N,NC,SC,S
Bronze-EA	Double	No	3	Air	1.93	0.34	0.45	0.44	53	23	No	none
Bronze-EA	Double	Yes	3	Air	1.93	0.34	0.4	0.4	53	20	No	none
Bronze-EA	Double	No	3	Argon	1.76	0.31	0.45	0.44	57	26	No	none
Bronze-EA	Double	Yes	3	Argon	1.76	0.31	0.4	0.4	57	23	No	none
Bronze-EA	Double	No	3	Blend	1.76	0.31	0.45	0.44	57	26	No	none
Bronze-EA	Double	Yes	3	Blend	1.76	0.31	0.4	0.4	57	23	No	none
Clear-EA	Double	No	3	Air	1.93	0.34	0.58	0.59	53	30	No	none
Clear-EA	Double	Yes	3	Air	1.93	0.34	0.52	0.53	53	27	No	none
Clear-EA	Double	No	3	Argon	1.76	0.31	0.59	0.59	57	34	Yes	none
Clear-EA	Double	Yes	3	Argon	1.76	0.31	0.53	0.53	57	31	No	none
Clear-EA	Double	No	3	Blend	1.76	0.31	0.59	0.59	57	34	Yes	none
Clear-EA	Double	Yes	3	Blend	1.76	0.31	0.53	0.53	57	31	No	none
EA-EA	Double	No	2 & 4	Argon	1.48	0.26	0.51	0.55	45	36	Yes	N
EA-EA	Double	Yes	2 & 4	Argon	1.48	0.26	0.45	0.49	45	33	No	N
EA-EA	Double	No	2 & 4	Blend	1.48	0.26	0.51	0.55	45	36	Yes	N
EA-EA	Double	Yes	2 & 4	Blend	1.48	0.26	0.45	0.49	45	33	No	N
Grey-EA	Double	No	3	Air	1.93	0.34	0.43	0.4	53	21	No	none
Grey-EA	Double	Yes	3	Air	1.93	0.34	0.39	0.36	53	19	No	none
Grey-EA	Double	No	3	Argon	1.76	0.31	0.43	0.4	57	25	No	none
Grey-EA	Double	Yes	3	Argon	1.76	0.31	0.38	0.36	57	22	No	none
Grey-EA	Double	No	3	Blend	1.76	0.31	0.43	0.4	57	25	No	none
Grey-EA	Double	Yes	3	Blend	1.76	0.31	0.38	0.36	57	22	No	none
366-Clear-Clear	Triple	No	2	Argon	1.59	0.28	0.2	0.46	63	16	No	NC,SC,S
366-Clear-Clear	Triple	No	2	Blend	1.53	0.27	0.2	0.46	63	17	No	N,NC,SC,S
366-Clear-Clear	Triple	No	2	Krypton	1.25	0.22	0.2	0.46	67	23	No	N,NC,SC,S
Bronze-Clear-Clear	Triple	No		Argon	1.93	0.34	0.45	0.44	56	23	No	none
Bronze-Clear-Clear	Triple	No		Blend	1.93	0.34	0.45	0.44	57	23	No	none
Bronze-Clear-Clear	Triple	No		Krypton	1.76	0.31	0.44	0.44	60	26	No	none
Bronze-Clear-EA	Triple	No	5	Argon	1.65	0.29	0.41	0.41	61	26	No	N
Bronze-Clear-EA	Triple	No	5	Blend	1.65	0.29	0.41	0.41	61	26	No	N
Bronze-Clear-EA	Triple	No	5	Krypton	1.42	0.25	0.41	0.41	65	31	No	N
Bronze-EA-EA	Triple	No	3 & 5	Argon	1.48	0.26	0.38	0.38	64	28	No	N,NC
Bronze-EA-EA	Triple	No	3 & 5	Blend	1.42	0.25	0.38	0.38	65	30	No	N,NC
Bronze-EA-EA	Triple	No	3 & 5	Krypton	1.19	0.21	0.38	0.38	69	35	Yes	N,NC
Clear-Clear-EA	Triple	No	5	Argon	1.65	0.29	0.53	0.55	61	33	No	N
Clear-Clear-EA	Triple	No	5	Blend	1.65	0.29	0.53	0.55	61	33	No	N
Clear-Clear-EA	Triple	No	5	Krypton	1.42	0.25	0.53	0.55	65	38	Yes	N
Clear-EA-EA	Triple	No	3 & 5	Argon	1.48	0.26	0.5	0.51	64	35	Yes	N
Clear-EA-EA	Triple	No	3 & 5	Blend	1.42	0.25	0.5	0.51	65	37	Yes	N
Clear-EA-EA	Triple	No	3 & 5	Krypton	1.19	0.21	0.5	0.51	69	42	Yes	N
Grey-Clear-Clear	Triple	No		Argon	1.93	0.34	0.43	0.4	56	21	No	none
Grey-Clear-Clear	Triple	No		Blend	1.93	0.34	0.42	0.4	57	21	No	none
Grey-Clear-Clear	Triple	No		Krypton	1.76	0.31	0.42	0.4	60	25	No	none
Grey-Clear-EA	Triple	No	5	Argon	1.65	0.29	0.39	0.37	61	25	No	N,NC



1371-Glazing Option	Glazing Layers	Grid	Low-E	Gap Fill	U-Factor (M)	U-factor (IMP)	SHGC	VT	CR	ER	Energy Star Canada	Energy Star USA
Grey-Clear-EA	Triple	No	5	Blend	1.65	0.29	0.39	0.37	61	25	No	N,NC
Grey-Clear-EA	Triple	No	5	Krypton	1.42	0.25	0.39	0.37	65	30	No	N,NC
Grey-EA-EA	Triple	No	3 & 5	Argon	1.48	0.26	0.36	0.34	64	27	No	N,NC
Grey-EA-EA	Triple	No	3 & 5	Blend	1.42	0.25	0.36	0.34	65	29	No	N,NC
Grey-EA-EA	Triple	No	3 & 5	Krypton	1.19	0.21	0.36	0.34	69	34	Yes	N,NC

(SHGC) Solar Heat Gain Coefficient: The higher the SHGC, the more solar heat the window allows.

(VT) Visible Transmittance: The higher the VT, the more daylight is allowed in.

(CR) Condensation Resistance: The higher the CR, the less likely condensations is to occur.

1372 – Single Slider Liftout Window Energy Rating

Aug- 2020

1372-Glazing Options	Glazing Layers	Grid	Low-E	Gap Fill	U-Factor (M)	U-factor (IMP)	SHGC	VT	CR	ER	Energy Star Canada	Energy Star USA
366-Clear	Double	No	2	Air	1.76	0.31	0.22	0.5	57	13	No	S
366-Clear	Double	Yes	2	Air	1.76	0.31	0.2	0.45	57	12	No	S
366-Clear	Double	No	2	Argon	1.53	0.27	0.21	0.5	61	18	No	N,NC,SC,S
366-Clear	Double	Yes	2	Argon	1.53	0.27	0.19	0.45	61	17	No	N,NC,SC,S
366-Clear	Double	No	2	Blend	1.53	0.27	0.21	0.5	61	18	No	N,NC,SC,S
366-Clear	Double	Yes	2	Blend	1.53	0.27	0.19	0.45	61	17	No	N,NC,SC,S
Bronze-EA	Double	No	3	Air	1.93	0.34	0.45	0.44	54	23	No	none
Bronze-EA	Double	Yes	3	Air	1.93	0.34	0.4	0.4	54	20	No	none
Bronze-EA	Double	No	3	Argon	1.76	0.31	0.45	0.44	58	27	No	none
Bronze-EA	Double	Yes	3	Argon	1.76	0.31	0.4	0.4	58	24	No	none
Bronze-EA	Double	No	3	Blend	1.76	0.31	0.45	0.44	58	27	No	none
Bronze-EA	Double	Yes	3	Blend	1.76	0.31	0.4	0.4	58	24	No	none
Clear-EA	Double	No	3	Air	1.93	0.34	0.58	0.59	54	30	No	none
Clear-EA	Double	Yes	3	Air	1.93	0.34	0.52	0.53	54	27	No	none
Clear-EA	Double	No	3	Argon	1.76	0.31	0.59	0.59	58	35	Yes	none
Clear-EA	Double	Yes	3	Argon	1.76	0.31	0.53	0.53	58	31	No	none
Clear-EA	Double	No	3	Blend	1.76	0.31	0.59	0.59	58	35	Yes	none
Clear-EA	Double	Yes	3	Blend	1.76	0.31	0.53	0.53	58	31	No	none
EA-EA	Double	No	2 & 4	Argon	1.48	0.26	0.51	0.55	45	36	Yes	N
EA-EA	Double	Yes	2 & 4	Argon	1.48	0.26	0.45	0.49	45	33	No	N
EA-EA	Double	No	2 & 4	Blend	1.48	0.26	0.51	0.55	46	36	Yes	N
EA-EA	Double	Yes	2 & 4	Blend	1.48	0.26	0.45	0.49	46	33	No	N
Grey-EA	Double	No	3	Air	1.93	0.34	0.43	0.4	54	22	No	none
Grey-EA	Double	Yes	3	Air	1.93	0.34	0.39	0.36	54	19	No	none
Grey-EA	Double	No	3	Argon	1.76	0.31	0.43	0.4	58	25	No	none
Grey-EA	Double	Yes	3	Argon	1.76	0.31	0.38	0.36	58	23	No	none
Grey-EA	Double	No	3	Blend	1.76	0.31	0.43	0.4	58	25	No	none
Grey-EA	Double	Yes	3	Blend	1.76	0.31	0.38	0.36	58	23	No	none
366-Clear-Clear	Triple	No	2	Argon	1.59	0.28	0.2	0.46	62	16	No	NC,SC,S
366-Clear-Clear	Triple	No	2	Blend	1.53	0.27	0.2	0.46	63	17	No	N,NC,SC,S
366-Clear-Clear	Triple	No	2	Krypton	1.25	0.22	0.2	0.46	67	23	No	N,NC,SC,S
Bronze-Clear-Clear	Triple	No		Argon	1.93	0.34	0.45	0.44	56	23	No	none
Bronze-Clear-Clear	Triple	No		Blend	1.93	0.34	0.45	0.44	56	23	No	none
Bronze-Clear-Clear	Triple	No		Krypton	1.76	0.31	0.44	0.44	59	26	No	none
Bronze-Clear-EA	Triple	No	5	Argon	1.65	0.29	0.41	0.41	61	27	No	N
Bronze-Clear-EA	Triple	No	5	Blend	1.65	0.29	0.41	0.41	61	27	No	N
Bronze-Clear-EA	Triple	No	5	Krypton	1.42	0.25	0.41	0.41	65	32	No	N
Bronze-EA-EA	Triple	No	3 & 5	Argon	1.48	0.26	0.38	0.38	64	29	No	N,NC
Bronze-EA-EA	Triple	No	3 & 5	Blend	1.42	0.25	0.38	0.38	64	30	No	N,NC
Bronze-EA-EA	Triple	No	3 & 5	Krypton	1.19	0.21	0.38	0.38	69	35	Yes	N,NC
Clear-Clear-EA	Triple	No	5	Argon	1.65	0.29	0.53	0.55	61	33	No	N
Clear-Clear-EA	Triple	No	5	Blend	1.65	0.29	0.53	0.55	61	33	No	N
Clear-Clear-EA	Triple	No	5	Krypton	1.42	0.25	0.53	0.55	65	39	Yes	N
Clear-EA-EA	Triple	No	3 & 5	Argon	1.48	0.26	0.5	0.51	64	35	Yes	N
Clear-EA-EA	Triple	No	3 & 5	Blend	1.42	0.25	0.5	0.51	64	37	Yes	N
Clear-EA-EA	Triple	No	3 & 5	Krypton	1.19	0.21	0.5	0.51	69	42	Yes	N
Grey-Clear-Clear	Triple	No		Argon	1.93	0.34	0.43	0.4	56	22	No	none
Grey-Clear-Clear	Triple	No		Blend	1.93	0.34	0.43	0.4	56	22	No	none
Grey-Clear-Clear	Triple	No		Krypton	1.76	0.31	0.42	0.4	59	25	No	none
Grey-Clear-EA	Triple	No	5	Argon	1.65	0.29	0.39	0.37	61	26	No	N,NC

1372-Glazing Options	Glazing Layers	Grid	Low-E	Gap Fill	U-Factor (M)	U-factor (IMP)	SHGC	VT	CR	ER	Energy Star Canada	Energy Star USA
Grey-Clear-EA	Triple	No	5	Blend	1.65	0.29	0.39	0.37	61	26	No	N,NC
Grey-Clear-EA	Triple	No	5	Krypton	1.42	0.25	0.39	0.37	65	31	No	N,NC
Grey-EA-EA	Triple	No	3 & 5	Argon	1.48	0.26	0.36	0.34	64	28	No	N,NC
Grey-EA-EA	Triple	No	3 & 5	Blend	1.42	0.25	0.36	0.34	64	29	No	N,NC
Grey-EA-EA	Triple	No	3 & 5	Krypton	1.19	0.21	0.36	0.34	69	34	Yes	N,NC

(SHGC) Solar Heat Gain Coefficient: The higher the SHGC, the more solar heat the window allows.

(VT) Visible Transmittance: The higher the VT, the more daylight is allowed in.

(CR) Condensation Resistance: The higher the CR, the less likely condensations is to occur.

1374 – 3-Lite (End Vent) Single Slider Liftout Window Energy Rating

1374 Glazing Options	Glazing Layers	Grid	Low-E	Gap Fill	U-Factor (M)	U-factor (IMP)	SHGC	VT	CR	ER	Energy Star Canada	Energy Star USA
366-Clear	Double	No	2	Air	1.76	0.31	0.22	0.5	57	13	No	S
366-Clear	Double	Yes	2	Air	1.76	0.31	0.2	0.45	57	12	No	S
366-Clear	Double	No	2	Argon	1.53	0.27	0.21	0.5	61	18	No	N,NC,SC,S
366-Clear	Double	Yes	2	Argon	1.53	0.27	0.19	0.45	61	17	No	N,NC,SC,S
366-Clear	Double	No	2	Blend	1.53	0.27	0.21	0.5	61	18	No	N,NC,SC,S
366-Clear	Double	Yes	2	Blend	1.53	0.27	0.19	0.45	61	17	No	N,NC,SC,S
Bronze-EA	Double	No	3	Air	1.93	0.34	0.45	0.44	54	23	No	none
Bronze-EA	Double	Yes	3	Air	1.93	0.34	0.4	0.4	54	20	No	none
Bronze-EA	Double	No	3	Argon	1.76	0.31	0.45	0.44	58	27	No	none
Bronze-EA	Double	Yes	3	Argon	1.76	0.31	0.4	0.4	58	24	No	none
Bronze-EA	Double	No	3	Blend	1.76	0.31	0.45	0.44	58	27	No	none
Bronze-EA	Double	Yes	3	Blend	1.76	0.31	0.4	0.4	58	24	No	none
Clear-EA	Double	No	3	Air	1.93	0.34	0.58	0.59	54	30	No	none
Clear-EA	Double	Yes	3	Air	1.93	0.34	0.52	0.53	54	27	No	none
Clear-EA	Double	No	3	Argon	1.76	0.31	0.59	0.59	58	35	Yes	none
Clear-EA	Double	Yes	3	Argon	1.76	0.31	0.53	0.53	58	31	No	none
Clear-EA	Double	No	3	Blend	1.76	0.31	0.59	0.59	58	35	Yes	none
Clear-EA	Double	Yes	3	Blend	1.76	0.31	0.53	0.53	58	31	No	none
EA-EA	Double	No	2 & 4	Argon	1.48	0.26	0.51	0.55	45	36	Yes	N
EA-EA	Double	Yes	2 & 4	Argon	1.48	0.26	0.45	0.49	45	33	No	N
EA-EA	Double	No	2 & 4	Blend	1.48	0.26	0.51	0.55	46	36	Yes	N
EA-EA	Double	Yes	2 & 4	Blend	1.48	0.26	0.45	0.49	46	33	No	N
Grey-EA	Double	No	3	Air	1.93	0.34	0.43	0.4	54	22	No	none
Grey-EA	Double	Yes	3	Air	1.93	0.34	0.39	0.36	54	19	No	none
Grey-EA	Double	No	3	Argon	1.76	0.31	0.43	0.4	58	25	No	none
Grey-EA	Double	Yes	3	Argon	1.76	0.31	0.38	0.36	58	23	No	none
Grey-EA	Double	No	3	Blend	1.76	0.31	0.43	0.4	58	25	No	none
Grey-EA	Double	Yes	3	Blend	1.76	0.31	0.38	0.36	58	23	No	none
366-Clear-Clear	Triple	No	2	Argon	1.59	0.28	0.2	0.46	62	16	No	NC,SC,S
366-Clear-Clear	Triple	No	2	Blend	1.53	0.27	0.2	0.46	63	17	No	N,NC,SC,S
366-Clear-Clear	Triple	No	2	Krypton	1.25	0.22	0.2	0.46	67	23	No	N,NC,SC,S
Bronze-Clear-Clear	Triple	No		Argon	1.93	0.34	0.45	0.44	56	23	No	none
Bronze-Clear-Clear	Triple	No		Blend	1.93	0.34	0.45	0.44	56	23	No	none
Bronze-Clear-Clear	Triple	No		Krypton	1.76	0.31	0.44	0.44	59	26	No	none
Bronze-Clear-EA	Triple	No	5	Argon	1.65	0.29	0.41	0.41	61	27	No	N
Bronze-Clear-EA	Triple	No	5	Blend	1.65	0.29	0.41	0.41	61	27	No	N
Bronze-Clear-EA	Triple	No	5	Krypton	1.42	0.25	0.41	0.41	65	32	No	N
Bronze-EA-EA	Triple	No	3 & 5	Argon	1.48	0.26	0.38	0.38	64	29	No	N,NC
Bronze-EA-EA	Triple	No	3 & 5	Blend	1.42	0.25	0.38	0.38	64	30	No	N,NC
Bronze-EA-EA	Triple	No	3 & 5	Krypton	1.19	0.21	0.38	0.38	69	35	Yes	N,NC
Clear-Clear-EA	Triple	No	5	Argon	1.65	0.29	0.53	0.55	61	33	No	N
Clear-Clear-EA	Triple	No	5	Blend	1.65	0.29	0.53	0.55	61	33	No	N
Clear-Clear-EA	Triple	No	5	Krypton	1.42	0.25	0.53	0.55	65	39	Yes	N
Clear-EA-EA	Triple	No	3 & 5	Argon	1.48	0.26	0.5	0.51	64	35	Yes	N
Clear-EA-EA	Triple	No	3 & 5	Blend	1.42	0.25	0.5	0.51	64	37	Yes	N
Clear-EA-EA	Triple	No	3 & 5	Krypton	1.19	0.21	0.5	0.51	69	42	Yes	N
Grey-Clear-Clear	Triple	No		Argon	1.93	0.34	0.43	0.4	56	22	No	none
Grey-Clear-Clear	Triple	No		Blend	1.93	0.34	0.43	0.4	56	22	No	none
Grey-Clear-Clear	Triple	No		Krypton	1.76	0.31	0.42	0.4	59	25	No	none
Grey-Clear-EA	Triple	No	5	Argon	1.65	0.29	0.39	0.37	61	26	No	N,NC

1374 Glazing Options	Glazing Layers	Grid	Low-E	Gap Fill	U-Factor (M)	U-factor (IMP)	SHGC	VT	CR	ER	Energy Star Canada	Energy Star USA
Grey-Clear-EA	Triple	No	5	Blend	1.65	0.29	0.39	0.37	61	26	No	N,NC
Grey-Clear-EA	Triple	No	5	Krypton	1.42	0.25	0.39	0.37	65	31	No	N,NC
Grey-EA-EA	Triple	No	3 & 5	Argon	1.48	0.26	0.36	0.34	64	28	No	N,NC
Grey-EA-EA	Triple	No	3 & 5	Blend	1.42	0.25	0.36	0.34	64	29	No	N,NC
Grey-EA-EA	Triple	No	3 & 5	Krypton	1.19	0.21	0.36	0.34	69	34	Yes	N,NC

(SHGC) Solar Heat Gain Coefficient: The higher the SHGC, the more solar heat the window allows.

(VT) Visible Transmittance: The higher the VT, the more daylight is allowed in.

(CR) Condensation Resistance: The higher the CR, the less likely condensations is to occur.

1377 – Picture Window (Singles Frame) Energy Rating

Aug- 2020

1377- Glass Option	Glazing Layers	Grid	Low-E	Gap Fill	U-Factor (M)	U-factor (IMP)	SHGC	VT	CR	ER	Energy Star Canada	Energy Star USA
366-Clear	2	Yes	S2	Argon	1.48	0.26	0.21	0.48	62	20	no	N,NC,SC,S
366-Clear	2	No	S2	Argon	1.48	0.26	0.23	0.54	62	21	no	N,NC,SC,S
Clear-EA	2	Yes	S3	Argon	1.7	0.3	0.56	0.56	59	35	Yes	N
Clear-EA	2	No	S3	Argon	1.7	0.3	0.63	0.63	59	39	Yes	N
Clear-EA	2	Yes	S3	Blend*	1.7	0.3	0.56	0.56	59	35	Yes	N
Clear-EA		No	S3	Blend*	1.7	0.3	0.63	0.63	59	39	Yes	N
EA-EA	2	Yes	2&3	Argon	1.59	0.28	0.5	0.52	61	34	Yes	N
EA-EA	2	No	2&3	Argon	1.59	0.28	0.56	0.58	61	37	Yes	N
366-Clear-366	3	No	2&5	Argon	1.25	0.22	0.2	0.38	68	24	no	N,NC,SC,S
366-Clear-366	3	No	2&5	Blend	1.25	0.22	0.2	0.38	69	24	no	N,NC,SC,S
366-Clear-366	3	No	2&5	Krypton	0.97	0.17	0.2	0.39	73	30	Yes	N,NC,SC,S
366-Clear-Clear	3	No	S2	Argon	1.53	0.27	0.22	0.49	63	19	no	N,NC,SC,S
366-Clear-Clear	3	No	S2	Blend	1.48	0.26	0.22	0.49	64	20	no	N,NC,SC,S
366-Clear-Clear	3	No		Krypton	1.19	0.21	0.21	0.49	68	26	Yes	N,NC,SC,S
366-Clear-EA	3	No	5	Argon	1.31	0.23	0.21	0.45	67	23	no	N,NC,SC,S
366-Clear-EA	3	No	S5	Blend	1.31	0.23	0.21	0.45	68	23	no	N,NC,SC,S
366-Clear-EA	3	No	5	Krypton	1.02	0.18	0.2	0.45	73	29	Yes	N,NC,SC,S
Clear-Clear-EA	3	No	5	Argon	1.59	0.28	0.57	0.58	62	38	Yes	N
Clear-Clear-EA	3	No	5	Blend	1.59	0.28	0.57	0.58	63	38	Yes	N
Clear-Clear-EA	3	No	5	Krypton	1.31	0.23	0.57	0.58	66	44	Yes	N

(SHGC) Solar Heat Gain Coefficient: The higher the SHGC, the more solar heat the window allows.

(VT) Visible Transmittance: The higher the VT, the more daylight is allowed in.

(CR) Condensation Resistance: The higher the CR, the less likely condensations is to occur.

3320 – Patio Door Energy Rating

Aug -2020

3320- Glazing Options	Glazing Layers	Grid	Low-E	Gap Fill	U-Factor (M)	U-factor (IMP)	SHGC	VT	CR	ER	Energy Star Canada	Energy Star USA
366 4-Lam	Double	No	2	Argon	1.59	0.28	0.21	0.48	60	17	No	N,NC,SC,S
366 4-Lam	Double	Yes	2	Argon	1.65	0.29	0.19	0.42	60	14	No	N,NC,SC,S
366-Clear	Double	No	2	Air	1.82	0.32	0.21	0.5	58	12	No	none
366-Clear	Double	No	2	Argon	1.59	0.28	0.21	0.5	60	17	No	N,NC,SC,S
366-Clear	Double	No	2	Blend	1.59	0.28	0.21	0.5	60	17	No	N,NC,SC,S
366-Clear	Double	Yes	2	Air	1.82	0.32	0.19	0.43	58	11	No	none
366-Clear	Double	Yes	2	Argon	1.59	0.28	0.19	0.43	60	16	No	N,NC,SC,S
366-Clear	Double	Yes	2	Blend	1.59	0.28	0.19	0.43	60	16	No	N,NC,SC,S
366-EA	Double	No	2 & 4	Argon	1.36	0.24	0.2	0.46	50	21	No	N,NC,SC,S
366-EA	Double	Yes	2 & 4	Argon	1.36	0.24	0.18	0.4	50	20	No	N,NC,SC,S
Bronze-EA	Double	No	3	Air	1.99	0.35	0.45	0.44	55	22	No	none
Bronze-EA	Double	No	3	Argon	1.82	0.32	0.45	0.44	58	26	No	none
Bronze-EA	Double	No	3	Blend	1.82	0.32	0.45	0.44	58	26	No	none
Bronze-EA	Double	Yes	3	Air	1.99	0.35	0.39	0.39	55	19	No	none
Bronze-EA	Double	Yes	3	Argon	1.82	0.32	0.39	0.39	58	22	No	none
Bronze-EA	Double	Yes	3	Blend	1.82	0.32	0.39	0.39	58	22	No	none
Clear(OTW)-EA	Double	No	3	Argon	1.82	0.32	0.6	0.59	58	34	Yes	none
Clear(OTW)-EA	Double	Yes	3	Argon	1.82	0.32	0.53	0.52	58	30	No	none
Clear(OTW)-EA	Double	No	3	Blend	1.82	0.32	0.6	0.59	58	34	Yes	none
Clear(OTW)-EA	Double	Yes	3	Blend	1.82	0.32	0.53	0.52	58	30	No	none
Clear-EA	Double	No	3	Air	1.99	0.35	0.57	0.59	55	29	No	none
Clear-EA	Double	No	3	Argon	1.82	0.32	0.57	0.59	58	33	No	none
Clear-EA	Double	No	3	Blend	1.82	0.32	0.57	0.59	58	33	No	none
Clear-EA	Double	Yes	3	Air	1.99	0.35	0.5	0.51	55	25	No	none
Clear-EA	Double	Yes	3	Argon	1.82	0.32	0.5	0.51	58	29	No	none
Clear-EA	Double	Yes	3	Blend	1.82	0.32	0.5	0.51	58	29	No	none
EA-EA	Double	No	2 & 3	Argon	1.70	0.3	0.52	0.55	60	32	No	none
EA-EA	Double	No	2 & 3	Blend	1.70	0.3	0.52	0.55	60	32	No	none
EA-EA	Double	No	2 & 4	Argon	1.53	0.27	0.51	0.55	46	35	Yes	none
EA-EA	Double	Yes	2 & 3	Argon	1.70	0.3	0.45	0.48	60	28	No	none
EA-EA	Double	No	2 & 4	Blend	1.53	0.27	0.51	0.55	46	35	Yes	none
EA-EA	Double	Yes	2 & 3	Blend	1.70	0.3	0.45	0.48	60	28	No	none
EA-EA	Double	Yes	2 & 4	Argon	1.53	0.27	0.45	0.48	46	32	No	none
EA-EA	Double	Yes	2 & 4	Blend	1.53	0.27	0.45	0.48	46	32	No	none
Grey-EA	Double	No	3	Air	1.99	0.35	0.43	0.4	55	21	No	none
Grey-EA	Double	No	3	Argon	1.82	0.32	0.42	0.4	58	24	No	none
Grey-EA	Double	No	3	Blend	1.82	0.32	0.42	0.4	58	24	No	none
Grey-EA	Double	Yes	3	Air	1.99	0.35	0.38	0.35	55	18	No	none
Grey-EA	Double	Yes	3	Argon	1.82	0.32	0.37	0.35	58	21	No	none
Grey-EA	Double	Yes	3	Blend	1.82	0.32	0.37	0.35	58	21	No	none
Lam-EA 4	Double	No	3	Argon	1.82	0.32	0.5	0.57	57	29	No	none
Lam-EA 4	Double	Yes	3	Argon	1.87	0.33	0.44	0.5	57	24	No	none
366-Clear-366	Triple	No	2 & 5	Argon	1.36	0.24	0.19	0.36	61	21	No	N,NC,SC,S
366-Clear-366	Triple	No	2 & 5	Blend	1.36	0.24	0.19	0.36	61	21	No	N,NC,SC,S
366-Clear-366	Triple	No	2 & 5	Krypton	1.08	0.19	0.18	0.36	61	26	Yes	N,NC,SC,S
366-Clear-Clear	Triple	No	2	Argon	1.59	0.28	0.2	0.45	61	16	No	N,NC,SC,S
366-Clear-Clear	Triple	No	2	Blend	1.59	0.28	0.2	0.45	61	16	No	N,NC,SC,S
366-Clear-Clear	Triple	No	2	Krypton	1.31	0.23	0.2	0.45	61	22	No	N,NC,SC,S
Bronze-Clear-Clear	Triple	No		Argon	1.99	0.35	0.44	0.43	55	21	No	none
Bronze-Clear-Clear	Triple	No		Blend	1.99	0.35	0.44	0.43	56	21	No	none

3320- Glazing Options	Glazing Layers	Grid	Low-E	Gap Fill	U-Factor (M)	U-factor (IMP)	SHGC	VT	CR	ER	Energy Star Canada	Energy Star USA
Bronze-Clear-Clear	Triple	No		Krypton	1.82	0.32	0.43	0.43	59	25	No	none
Bronze-Clear-EA	Triple	No	5	Argon	1.70	0.3	0.4	0.4	60	25	No	N,NC
Bronze-Clear-EA	Triple	No	5	Blend	1.70	0.3	0.4	0.4	60	25	No	N,NC
Bronze-Clear-EA	Triple	No	5	Krypton	1.48	0.26	0.4	0.4	60	30	No	N,NC
Bronze-EA-EA	Triple	No	3 & 5	Argon	1.53	0.27	0.38	0.38	61	28	No	N,NC
Bronze-EA-EA	Triple	No	3 & 5	Blend	1.48	0.26	0.38	0.38	61	29	No	N,NC
Bronze-EA-EA	Triple	No	3 & 5	Krypton	1.25	0.22	0.38	0.38	61	34	Yes	N,NC
Clear-Clear-EA	Triple	No	5	Argon	1.70	0.3	0.51	0.54	60	32	No	none
Clear-Clear-EA	Triple	No	5	Blend	1.70	0.3	0.51	0.54	60	32	No	none
Clear-Clear-EA	Triple	No	5	Krypton	1.48	0.26	0.51	0.54	60	37	Yes	none
Clear-EA-EA	Triple	No	3 & 5	Argon	1.53	0.27	0.49	0.51	61	34	Yes	none
Clear-EA-EA	Triple	No	3 & 5	Blend	1.48	0.26	0.49	0.51	61	36	Yes	none
Clear-EA-EA	Triple	No	3 & 5	Krypton	1.25	0.22	0.49	0.51	61	40	Yes	none
Grey-Clear-Clear	Triple	No		Argon	1.99	0.35	0.42	0.39	55	20	No	none
Grey-Clear-Clear	Triple	No		Blend	1.99	0.35	0.42	0.39	56	20	No	none
Grey-Clear-Clear	Triple	No		Krypton	1.82	0.32	0.41	0.39	59	23	No	none
Grey-Clear-EA	Triple	No	5	Argon	1.70	0.3	0.38	0.37	60	24	No	N,NC
Grey-Clear-EA	Triple	No	5	Blend	1.70	0.3	0.38	0.37	60	24	No	N,NC
Grey-Clear-EA	Triple	No	5	Krypton	1.48	0.26	0.38	0.37	60	29	No	N,NC
Grey-EA-EA	Triple	No	3 & 5	Argon	1.53	0.27	0.36	0.34	61	27	No	N,NC
Grey-EA-EA	Triple	No	3 & 5	Blend	1.48	0.26	0.36	0.34	61	28	No	N,NC
Grey-EA-EA	Triple	No	3 & 5	Krypton	1.25	0.22	0.36	0.34	61	33	No	N,NC

(SHGC) Solar Heat Gain Coefficient: The higher the SHGC, the more solar heat the window allows.

(VT) Visible Transmittance: The higher the VT, the more daylight is allowed in.

(CR) Condensation Resistance: The higher the CR, the less likely condensations is to occur.



North Star's Architectural Services Division was created to assist architects and design technicians to match North Star Products to your imaginations and visions. This consultant service exists to merge fenestration expertise and experience with creative visionaries who design to create and inspire.

Contact a North Star Sales Consultant to begin the North Star experience.

Contact us by email at architect@northstarwindows.com

North Star Territories Managers

North Star has a team of window and door professionals making regular calls on the architectural community in their region. These professionals are able to introduce architects and design technicians to local authorized North Star dealers and North Star window centers for detailed information, service and pricing. North Star representatives are available for informative product demonstration luncheons conducted at architectural offices, job site visits or any other function requiring their fenestration expertise.

Architectural Handbook

The North Star architectural handbook is the omnibus for all North Star technical details. It contains current information for all North Star products and accessories.

Product Samples and Displays

Portable product samples and displays are available through North Star representatives and the dealer network. These tools aid in understanding product differences and features. North Star products are displayed by its dealer network through showrooms and at trade and home shows throughout their communities.



Glossary of Terms

Acrylic – A synthetic resin or acrylic or methacrylic esters. Acrylics are known for their property of clarity

Active Panel – Primary operating door panel

Air Infiltration - Air that leaks in and out of a home or building through cracks in walls, windows and doors is considered “infiltration”. The lower a window’s air infiltration rating, the more airtight it is.

Argon Gas – An inert, colourless and odourless gas used to fill the airspace between insulating Low E glass

Argon and Krypton - Argon and krypton are odorless, colorless, non-toxic inert gases that can be used instead of air between panes of glass to increase insulation and energy efficiency. Argon is the cheaper, more readily available gas, but krypton is a better insulator in narrow air spaces. Often, manufacturers will use a blend of air, argon, and/or krypton to balance cost and performance.

Assembly – Single units mulled together

Awning Window – A combination of frame and sash, hinged to allow the unit to pivot from the top with the sash opening to the exterior of the building

Balances – A steel spiral rod and spring system used in the jamb liner of Double Hung or Single Hung units

Bay Window – A series of three windows installed with two flanker units and a center sash, forming an arc or a polygon. North Star bay windows can be built at one of two fixed angles: 30° or 45°

Bow Window – A series of adjoining window units, installed on a radius

Brickmold – An exterior molding of window and door frames that abuts the exterior facing material of the structure

Calendar – A machine for giving a gloss to cloth, paper, etc. by pressing between rollers

Cam Lock – A lever-operated lock which is used to prevent intrusion through the sash

Capillary Tubes – A tube inserted into the insulating glass spacer that allows the inside and outside air pressure to equalize in higher elevations

Casement Window – A combination of frame and sash, hinged to allow the unit to swing open from the side like a door, with the sash opening to the exterior of the building

Condensation - Condensation on windows occurs when the surface temperature of the glass (glazing), sash or frame is lower than that of the humid air around it. The moisture vapour in the air changes into liquid water on contact with these cold surfaces.

(Exterior) Condensation - Energy-efficient windows will occasionally have condensation on the exterior glass surface. This usually happens during periods of warm weather and high humidity near the time of sunrise. Because energy-efficient windows greatly reduce the amount of heat escaping to the outside (which is good during the long periods of cold weather), the exterior glass surface is cool enough to allow condensation to form for a short period of time.

Condensation Resistance (CR) - CR measures how well a product resists the formation of condensation. CR is reported on a scale of 1 to 100. The higher the number, the better a product is at resisting condensation.

Divided Lites – Division of lite by the use of muntin bars



Muntins: The actual bars that create a pattern in the window

Simulated Divided Lites: Muntins permanently adhered to the interior and exterior of the glass

Grilles: Muntins in between the glass panes to create the effect of divided lites

Double Hung – Double Hung windows have two movable sashes which operate vertically

Energy Rating System (ER) - A window's ER rating is a measure of its overall performance, based on three factors: 1) solar heat gains; 2) heat loss through frames, spacer and glass; and 3) air leakage heat loss. All window Energy Ratings (ER) are evaluated in the same way.

Energy Star® Symbol - The international Energy Star® symbol is a simple way for consumers to identify products that are among the most energy-efficient on the market. Only manufacturers and retailers whose products meet the Energy Star® criteria can label their products with this symbol. Choosing an Energy Star® labeled product over a conventional model could save you hundreds of dollars in energy costs.

Canada and the United States have long been involved in the Energy Star® program and utilize a zone default qualification schedule. Qualifications are based on "U-Factors" and "SHGC" (solar heat gain coefficient), or "ER Ratings" in Canada.

Extrusion – Compacting and melting a plastic material and forcing it through an orifice in a continuous fashion

Finger Joint – A series of fingers machined into the ends of two pieces of lumber to be joined together. They are then held firmly in position by adhesive. Finger-jointed wood is very strong and has a lesser chance of warping than a clear piece of wood of the same length does

Fold-Down Handle - Optional fold-down handles offer a sleeker profile, are less obtrusive to your opening and allow window treatments to close better.

Glass Size (GS) – The measurement of the actual glass, not the visible glass

Glazing – Installing glass into windows and doors

Glider/Slider – Horizontal operating units which have one sash fixed, while the other glides open and shut horizontally

Grilles - Contour and Flat grilles add a decorative element to windows and are available in many styles. Choose a standard size or customize to the dramatic shapes of our architectural windows. Available in white, Ivory, Hickory, chestnut brown, Cocoa, Sable, Sandalwood, black, brass and pewter. These grilles offer a perfect accent to any window.

Inactive Panel – Secondary operating door panel

Insulating Glass (IG) – Two panes of glass separated by a spacer and hermetically sealed together with dead air space between panes

Interior Casing – The casing trim used on the interior perimeter of the window or door. Generally supplied by others except in the case of round top casing, which is factory supplied

Jamb Extension – A jamb-like member, usually surfaced on four sides, which increases or extends the depth of the exterior or interior window or door frame; jamb extensions imply a larger depth than vinyl jamb liners

Laminated Glass – Glass composed of two sheets fused together with a sheet of transparent plastic between the sheets. When broken, laminated glass will generally not leave the opening

Laminating – A method of gluing strips of thin clear wood to the lengthwise surfaces of finger-jointed material to provide the appearance of clear stock



Low E Glass – Low E stands for low emissivity. The lower the emissivity, the higher the percentage of long-wave radiation blocked, thereby improving thermal performance. Low E glass is coated with a microscopic, virtually invisible metal or metallic oxide layer. The primary function is to reduce the U-Value by suppressing radiative heat flow. A secondary feature is the blocking of short wave radiation to impede heat gain

LoE 366 (Cardinal) - LoE 366 – Is recommended when cooling costs outweigh heating costs in your energy usage, or where summer discomfort from heat build-up should be an important concern. This is the best glass for most applications in a southern climate. It has a very high reflection rate of the radiant outside heat to prevent heat gain in summer and in winter it still retains radiant once you turn on your furnace! LoE 366 has a lower Solar Heat Gain Coefficient (SHGC) in order to minimize Solar Heat Gain that results in extra work for your air conditioning unit.

EAC- Pilkington Energy Advantage Canada– Pilkington Energy Advantage Low-E is the best glass for most applications in a northern climate. It has a very high retention rate of the heat in your home in winter and prevents heat gain in summer. Energy Advantage Glass has a higher Solar Heat Gain Coefficient (SHGC) than Low-E glass designed for southern climates. It provides free winter heat for your home. Since as much as 95% of your energy expense for heating and cooling combined is for heating, this glass is more cost effective than other glass without a high SHGC.

Masonry Opening – A brick, stone or block opening into which a window or door unit is installed, including the outside casing

Mulling – The act of attaching two or more window or door units together. The joint is then finished with a mullion center cap or coupler trim

Mullion – The vertical member of a sash, window or door frame between openings in a multiple opening frame

Multi-Lock Hardware – An adjustable lock system used to ensure a tight seal and provide a secure locking system

Multi-Point Locking System – A line of standard or optional multiple-point locking mechanisms installed on the operative panel(s)/sash of various North Star patio door products to enhance security and performance

Obscure Glass – Glass formed by running molten glass through special rollers. These rollers have a pattern on them causing the glass to become patterned and thus obscure

Operator – An operating sash, panel or unit

OTW-Pilkington Clear (OTW)– Pilkington Clear (OTW) is a low iron extra clear float glass with one of the highest visible transmission in the market. The glass is colorless and does not show the green cast that is produced by other clear glass manufacturers. It is perfect for the northern climate when coupled with EAC. This combination is called North Star polar white and it provides an excellent solar heat gain.

Organic (Chem) – Of, or pertaining to, compounds containing carbon. Inherent in, or pertaining to, the fundamental structure of something

OSM – Outside Measurement

Patina – The natural, ever-changing finish that occurs when copper or bronze is exposed to the elements. A patina can also be created using a solution to start a chemical reaction in the metal

Pitch – A term used to describe the angle of a roof. For example: A 4-12 pitch indicates that the roof rises 4" vertically for each 12" horizontally

Plastics (Chem) – One of a large class of synthetic organic compounds capable of being molded, extruded, cast or drawn into filaments



Plinth Block – A decorative wood block placed between the vertical casing and the top casing of a unit to provide an elegant interior casing profile

Polymer – Compound of high molecular weight formed by the chemical combination of two or more molecules of the same kind

Polyurethane – Any of various polymers that contain NHCOO linkages and are used especially in flexible and rigid foams, elastomers and resins (as for coatings)

Prime – The first coat of paint in an application that consists of two or more coats; also refers to the paint used for such an initial coat; primer

R-Value – The resistance a material has to heat flow. Higher numbers indicate greater insulating capabilities

Radius – The length of an imaginary line from the center point of a circle to the arc or circumference of a circle

Rail – The cross or horizontal member of the framework of a sash, door or other panel assembly

Resin – A powder-like substance that is derived from sodium chloride (raw salt) and natural gas

RF – The percent of visible light reflected from a glazing system

Roto Gear – A term used to describe the steel drive worm, gears and crank device used for opening standard Awnings and Casements

Rough Opening – The opening in the wall where a window or door unit is to be installed. Openings are larger than the size of the unit to allow room for insulation and to shim the unit square

Round Top – Generally a semicircular window that is mulled to the top of another window or door, thus forming the round top appearance

Sash – The operating and/or stationary portion of the window unit that is separate from the frame

Sash Lock – A locking device which holds a window shut

Screens – A close-mesh woven screen material used to inhibit entry of insects, yet permit light, air and vision

Screen Pull Tabs - Screen pull tabs are constructed from a durable nylon material and are installed as an integral part of the screen itself, for ease of removal.

Sidelite – A stationary or operating glass panel mulled to or installed next to a door

Sill – The horizontal member forming the bottom of a window or exterior door frame; the lowest member of the frame of a structure, resting on the foundation and supporting the frame

Single Hung – A window very similar to a Double Hung window, except that the top sash is stationary or non-operable

Solar Energy Transmittance – The percentage of the solar spectrum energy (ultraviolet, visible and near infrared) that is directly transmitted through the glass product

Solar Heat Gain Coefficient (SHGC) – The ratio of solar heat gain through a glazing system compared to that of an unobstructed opening

Solvent – A substance, generally a liquid, capable of dissolving other substances

Shading Coefficient – Relative measure of the total amount of solar energy that enters a building space through a glazing system compared to the total amount of solar energy that enters a building through a single 1/8" clear glass pane



Spacer – Used to separate the insulating glass panel

two pieces of glass in an

Square Foot – For measuring the area of a unit. R.O. width (in inches) x R.O. height (in inches) divided by 144 equals a unit's area in square feet

Stile – The upright or vertical perimeter piece of a sash, panel or screen

Stool – A horizontal trim member that laps the window sill above the apron and extends beyond the interior casing

Super Spacer - A highly UV-resistant and, flexible silicone foam designed as the spacer between glass panes in sealed unit production. Units constructed of super spacer satisfy the toughest warm edge demands by:

- resisting condensation
- reducing energy costs
- providing long-life durability
- reducing outside noise distractions

Tempered Glass – Float glass panels heated and then cooled rapidly in a controlled environment. This process makes the glass several times stronger than regular glass. It also makes it safer because when broken, it yields small pebble-like fragments

Template – A pattern of a window unit from which dimensions and measurements can be determined

Thermoplastics – Resins or plastic compounds which, in their final state as finished articles, are capable of being repeatedly softened by an increase of temperature and hardened by a decrease in temperature

Thermoset – A product that will become permanently rigid when heated or cured (a thermosetting resin)

U-Factor – A measure of total heat flow through a window or door barrier from room air to outside air. Lower numbers indicate greater insulating capabilities

% UV Transmittance – The percentage of ultra violet radiated wavelengths allowed to be transmitted through the glazed product

Visible Light Transmittance (VLT) – The percent of visible light transmitted through a glazing system